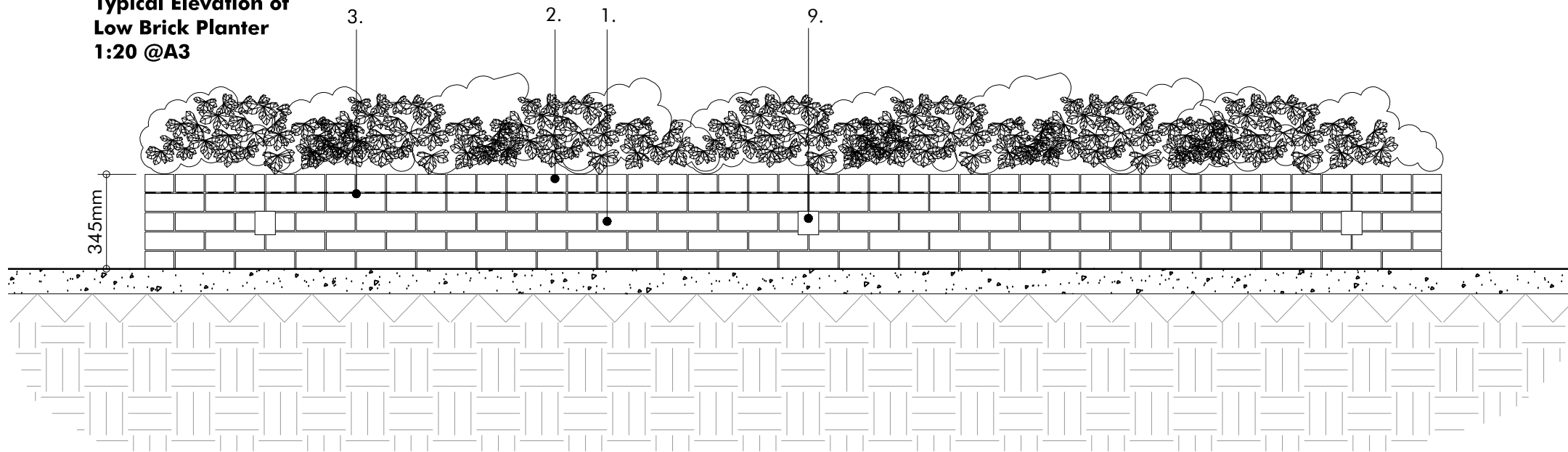


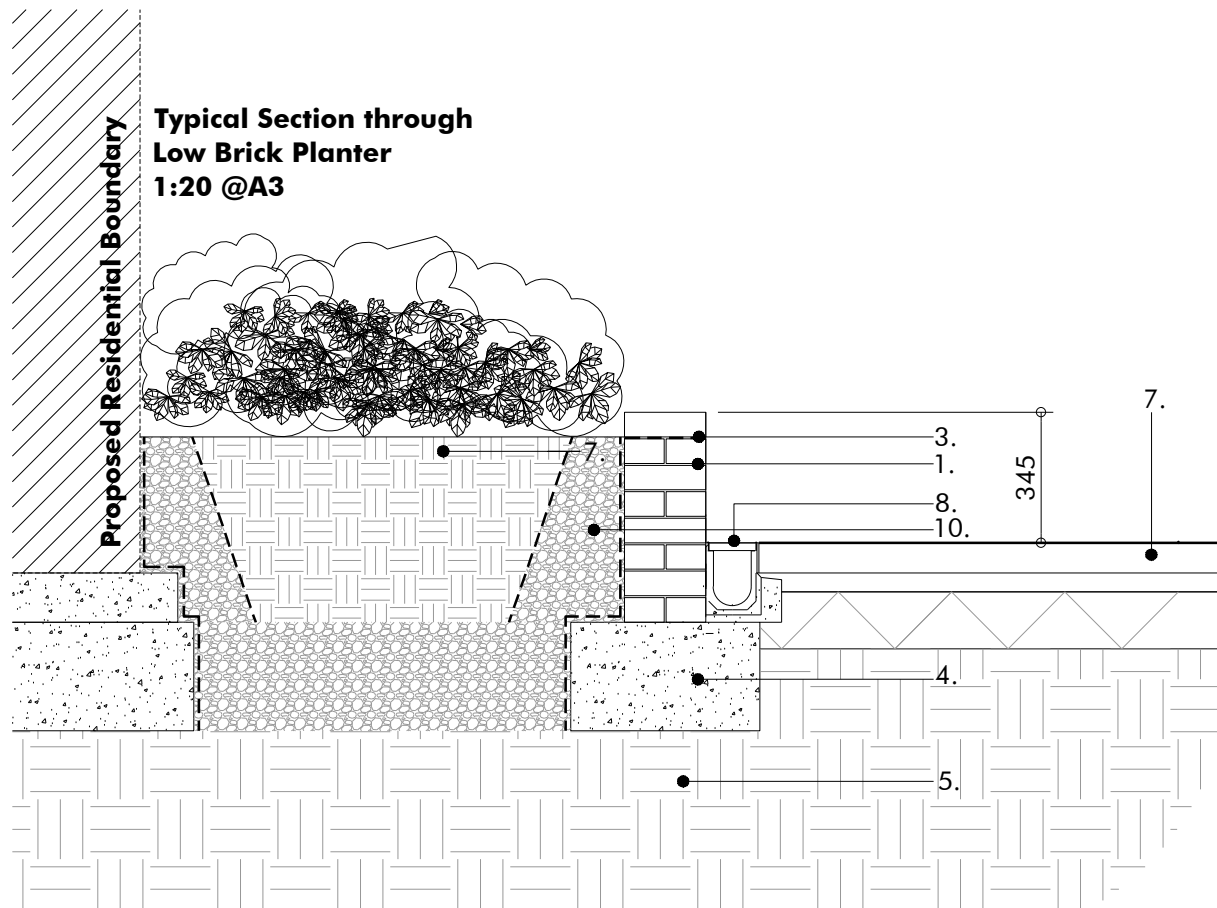
Typical Elevation of Low Brick Planter 1:20 @A3



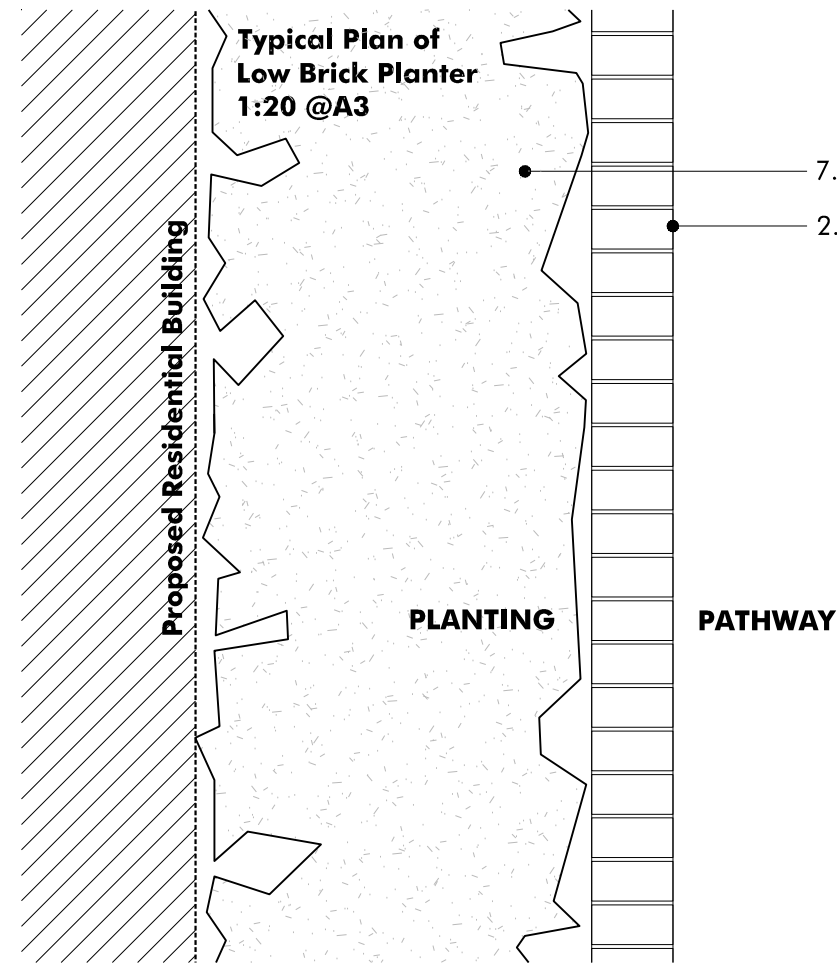
Key

1. Brick walling
Bond: English Garden Brickwork bond.
Colour to complement adjacent building materials.
Rear of wall, where backfilled to be painted with 2 coats RIW up to DPC level.
2. Brick on edge capping.
3. Damp Proof Membrane.
4. Concrete foundation.
5. Unmade ground.
6. Surrounding surface. Refer to Landscape General Arrangement drawing for surface type, falls and levels.
7. Planting Soil and Planting to back of wall.
9. Drainage channel to front of wall.
10. 75mm Weepholes equally spaced at max 2m centres
11. Backfill of clean, free draining granular material

Typical Section through Low Brick Planter 1:20 @A3



Typical Plan of Low Brick Planter 1:20 @A3



Revision	Description	Drawn by	Checked by	Date
-	Issued for Phase 1AN RMA Submission	AP	JP	28.01.15

Macgregor ▪ Smith
Landscape Architecture



project	Brent Cross Cricklewood Plot 53 and 54	drawn by	AP
status	Phase 1AN RMA Submission	checked by	JP
title	Low Brick Planter	date	09.12.14
Xref	xref	scale	1:20@A3
drawing No	1065-10-407	revision	-