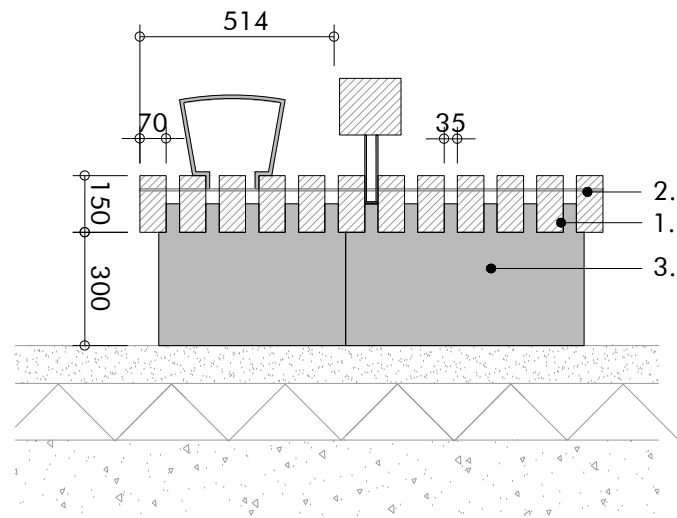
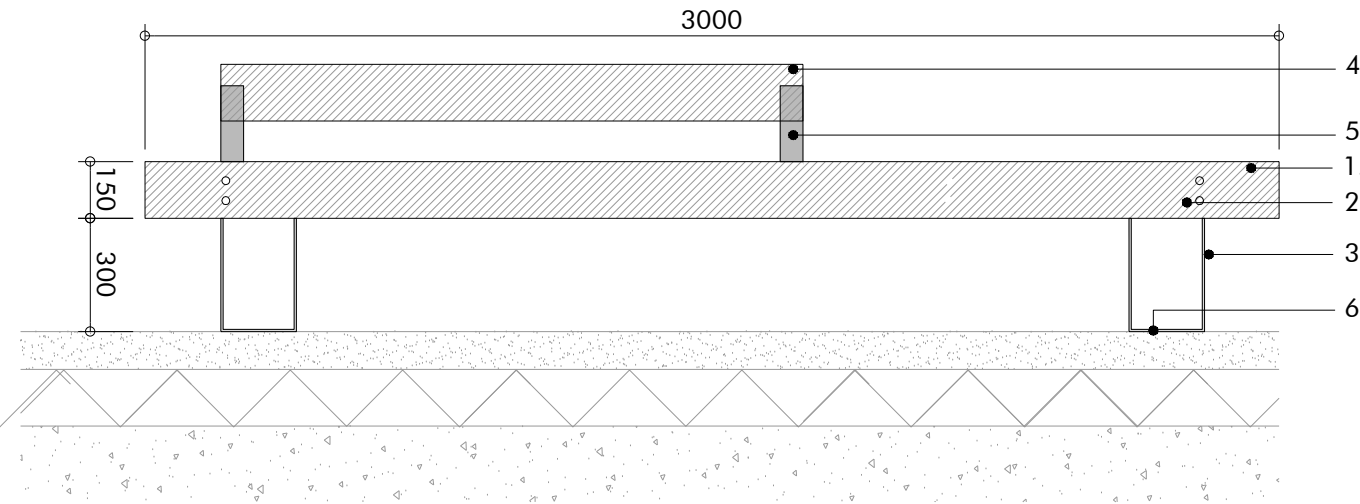


Side Elevation 1:20@A3



Front Elevation 1:20@A3



Key

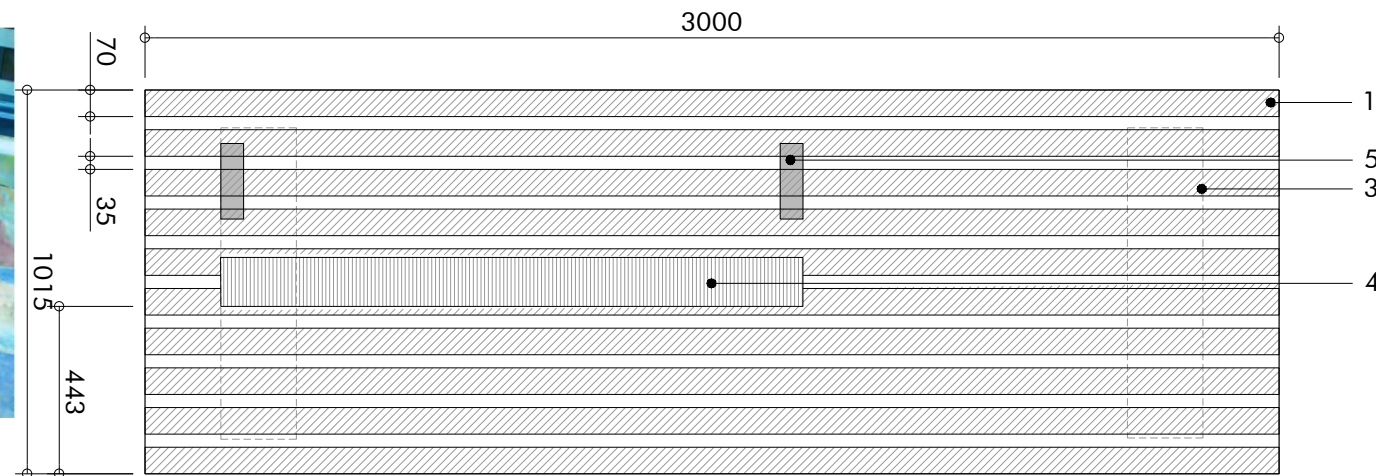
Streetlife Rough and Ready 10 Bench or similar and approved.
450mm high x 3000mm long x 100mm wide

1. FSC hardwood timber battens
2. 3000mm length x 70mm width x 150mm depth spaced with 35mm gaps.
All timber seating units to be planed smooth and have a Ø10mm rounded front edge.
3. Galvanised steel legs.
4. Timber backrest
5. Galvanised steel armrest. Streetlife Universal Armrest or similar and approved.
6. Ground fixing to manufacturers specification..

Reference Image



Plan 1:20@A3



Notes

- A. All details to be read in conjunction with the General Arrangement Plans and Specifications
- B. All reinforcements and foundations to be approved by Engineer
- C. All timber to be FSC or equal with full chain of custody.
- D. All timber to be planed, free from twists and splinters.

Revision	Description	Drawn by	Checked By	Date
-	Issued for Phase 1AN RMA Submission	CvS	GJ	07.11.14
A	Issued For Phase 1AN RMA Submission	AP	JP	28.11.14



Macgregor • Smith
Landscape Architecture



project	Brent Cross Cricklewood Clitterhouse Playing Fields	drawn by	CvS
status	Phase 1AN RMA Submission	checked by	GJ
title	Bench / Seat Type 2	date	07.11.2014
Xref	-	scale	1:20@A3
drawing No	1065-08-434	revision	A