

KEY PLAN
 NOTES
 DO NOT SCALE FROM THIS DRAWING EXCEPT FOR THE PURPOSES OF TOWN PLANNING.
 PLEASE SEE NOTES ATTACHED AT DRAWING NOTES Q1.

© COPYRIGHT CHAPMAN TAYLOR 2017

THE DESIGN IS SUBMITTED FOR APPROVAL AND THE COMPONENTS / FIXING DETAILS ARE TO BE DEVELOPED WITH THE SPECIALIST TRADE CONTRACTORS

P5	12.04.17	NP	Updates for RMA Issue	IC
P4	29.03.17	TK	RMA Issue	IC
P3	03.03.17	TK	Final Draft RMA Issue	IC
P2	10.02.17	TK	Issued for draft RMA	IC
P1	06.02.17	TK	Update for draft RMA	IC

REV	DATE	BY	DESCRIPTION	CHKD
-----	------	----	-------------	------

PROJECT
BRENT CROSS CRICKLEWOOD



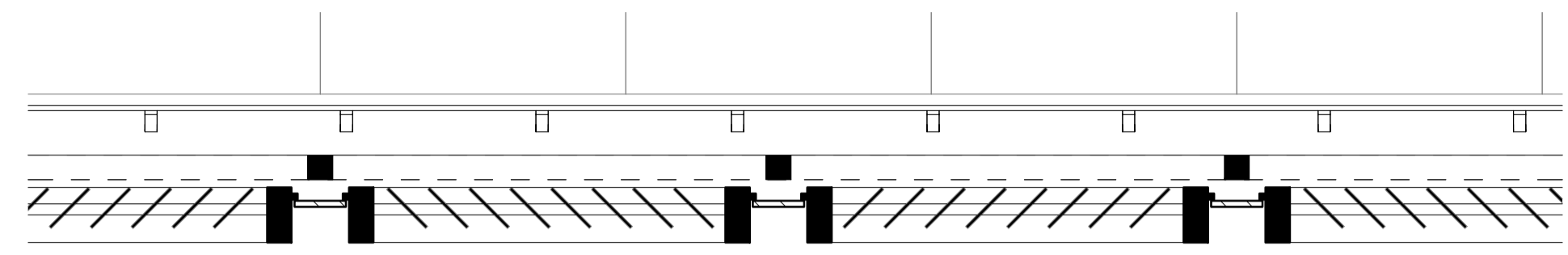
ARCHITECT
Chapman Taylor
 INTERNATIONAL ARCHITECTS MASTERPLANNERS DESIGNERS
 10 Eastbourne Terrace, London, W2 6LG
 Tel +44 (0)207 371 3000 | Fax +44 (0)207 371 1949
 london@chapmantaylor.com

DRAWING TITLE
WEST MSCP PLOT 110/111 WEST FACADE STUDIES 2

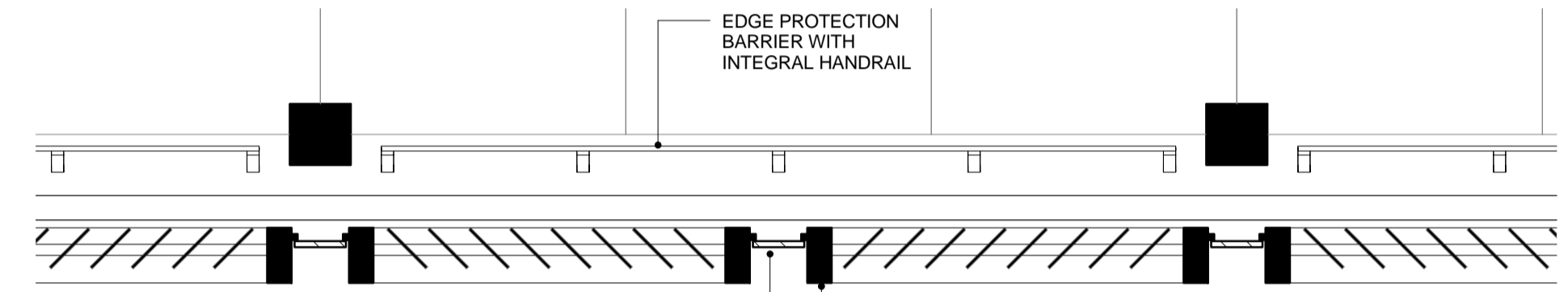
Scale 1:50 @ A1

JOB NO	ISSUE DATE	DRAWN BY	CHECKED BY
CRIC 334	06.02.2017	JPC	IC

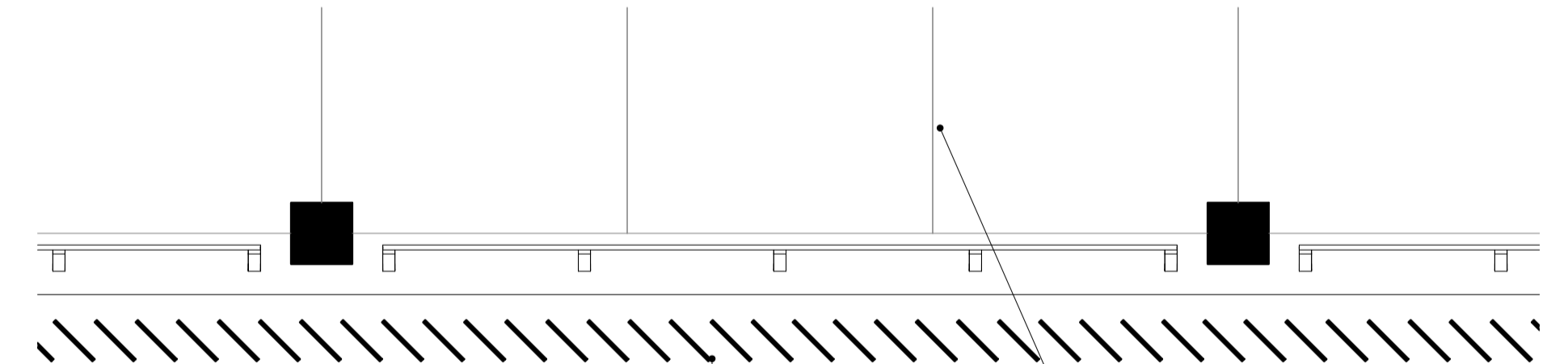
PROJECT	ORIGINATOR	ZONE	LEVEL	TYPE	ROLE	NUMBER	REVISION
08069	CTA	WC	XXX	DR	A	22202	P5



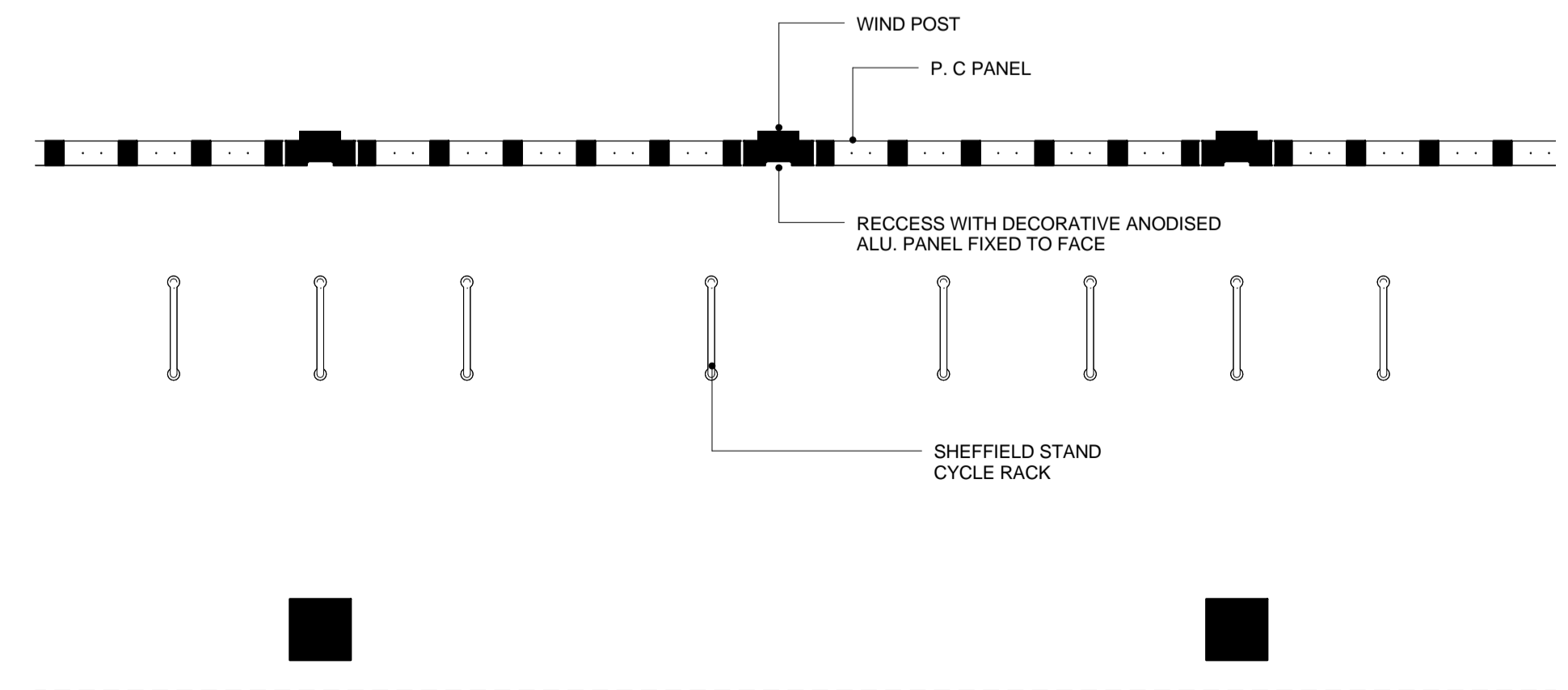
4 LEVEL 06
1:50



3 TYPICAL PLAN FOR LEVELS 01 TO 05
1:50



2 UPPER GROUND FLOOR LEVEL
1:50



1 LOWER GROUND FLOOR LEVEL
1:50



5 SECTIONAL 3D VIEW OF WEST FACADE

