

KEY PLAN

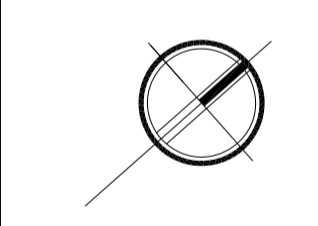
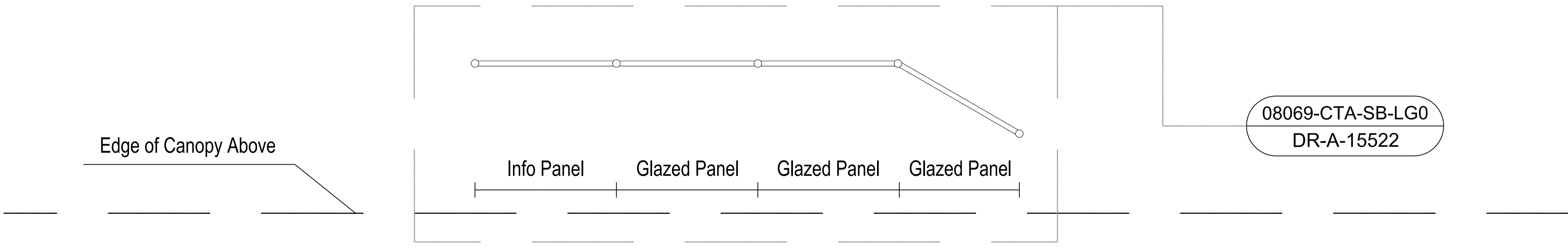
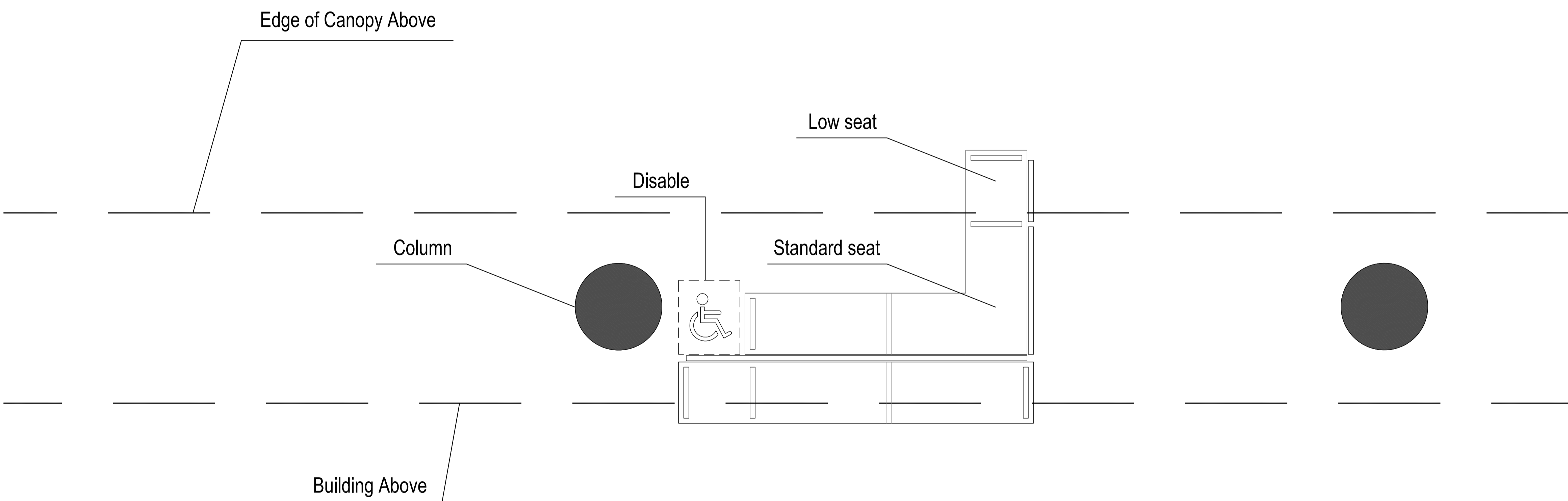
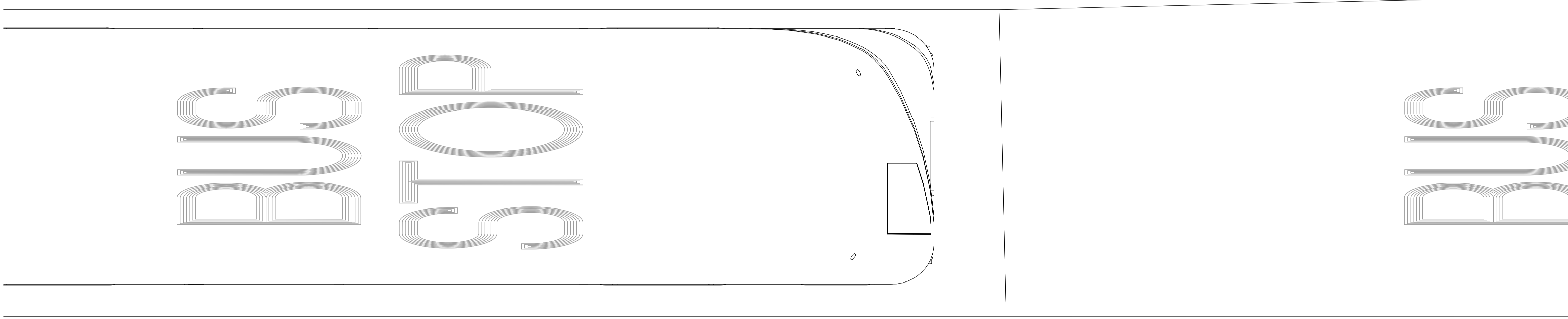
**NOTES**

THIS DRAWING MUST NOT BE SCALED.

ALL DIMENSIONS ARE TO BE VERIFIED AND CHECKED ON SITE. ANY DISCREPANCIES THAT ARE, OR BECOME APPARENT SHOULD BE REPORTED TO CHAPMAN TAYLOR.

AREAS INDICATED ARE APPROXIMATE GROSS INTERNAL AREA. THEY RELATE TO THE LIKELY AREAS OF THE BUILDING AT THE CURRENT STAGE OF DESIGN. ANY DECISIONS TO BE MADE ON THE BASIS OF THESE PREDICTIONS, WHETHER AS TO PROJECT VIABILITY, PRE-LETTING, LEASE AGREEMENTS, OR THE LIKE, SHOULD INCLUDE DUE ALLOWANCE FOR THE INCREASES AND DECREASES INHERENT IN THE DESIGN DEVELOPMENT AND BUILDING PROCESS.

© COPYRIGHT CHAPMAN TAYLOR 2016



P9	29.03.17	TK	RMA Issue	IC
P8	03.03.17	TK	Final Draft RMA Issue	IC
P7	10.02.17	TK	Issued for draft RMA	IC
P6	06.02.17	TK	Update for draft RMA	IC
P5	18.11.16	NP	Issued for DF1	IC

REV	DATE	BY	DESCRIPTION	CHKD
-----	------	----	-------------	------

**PROJECT**

BRENT CROSS  
CRICKLEWOOD



**ARCHITECT**

Chapman Taylor  
INTERNATIONAL ARCHITECTS MASTERPLANNERS DESIGNERS  
10 Eastbourne Terrace, London, W2 6LG  
Tel +44 (0)207 371 3000 | Fax +44 (0)207 371 1949  
london@chapmantaylor.com

**DRAWING TITLE**

SEATING LAYOUT 02

Scale 1:25 @ A1  
1:50 @ A3

JOB NO	ISSUE DATE	DRAWN BY	CHECKED BY
334/CRIC	29.03.2017	NP	JDH

PROJECT	ORIGINATOR	ZONE	LEVEL	TYPE	ROLE	NUMBER	REVISION
08069	CTA	SB	LG0	DR	A	15509	P9

