

KEY PLAN

NOTES

DO NOT SCALE FROM THIS DRAWING EXCEPT FOR THE PURPOSES OF TOWN PLANNING.

PLEASE SEE NOTES ATTACHED AT DRAWING NOTES Q1.

© COPYRIGHT CHAPMAN TAYLOR 2017

THE DESIGN IS SUBMITTED FOR APPROVAL AND THE COMPONENTS / FIXING DETAILS ARE TO BE DEVELOPED WITH THE SPECIALIST TRADE CONTRACTORS

REV	DATE	BY	DESCRIPTION	CHKD
P6	12.04.17	NP	Updates for RMA Issue	IC
P5	29.03.17	TK	RMA Issue	IC
P4	21.03.17	NP	Final Client Check	IC
P3	03.03.17	TK	Final Draft RMA Issue	IC
P2	10.02.17	TK	Issued for draft RMA	IC
P1	06.02.17	TK	Update for draft RMA	IC

PROJECT

**BRENT CROSS
CRICKLEWOOD**



ARCHITECT

Chapman Taylor
INTERNATIONAL ARCHITECTS MASTERPLANNERS DESIGNERS
10 Eastbourne Terrace, London, W2 6LG
Tel +44 (0)207 371 3000 | Fax +44 (0)207 371 1949
london@chapmantaylor.com

DRAWING TITLE

**SOUTH BUILDING (BUS STATION)
PLOT 103
FACADE STUDY 3**
Scale 1:50 @ A1

PROJECT	ORIGINATOR	ZONE	LEVEL	TYPE	ROLE	NUMBER	REVISION
08069	CTA	SB	XXX	DR	A	22403	P6

SIXTH FLOOR / PLANT DECK

FIFTH FLOOR / CP 05

FOURTH FLOOR / CP 04

THIRD FLOOR / CP 03

SECOND FLOOR / CP 02


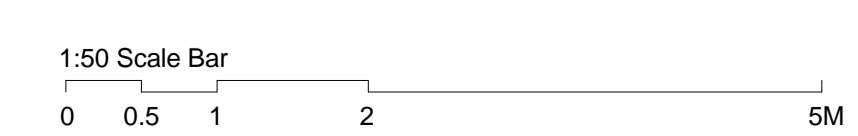
FIRST FLOOR / CP 01

RECONSTITUTED
STONE FACING TO
PRECAST CONCRETE
PANELS

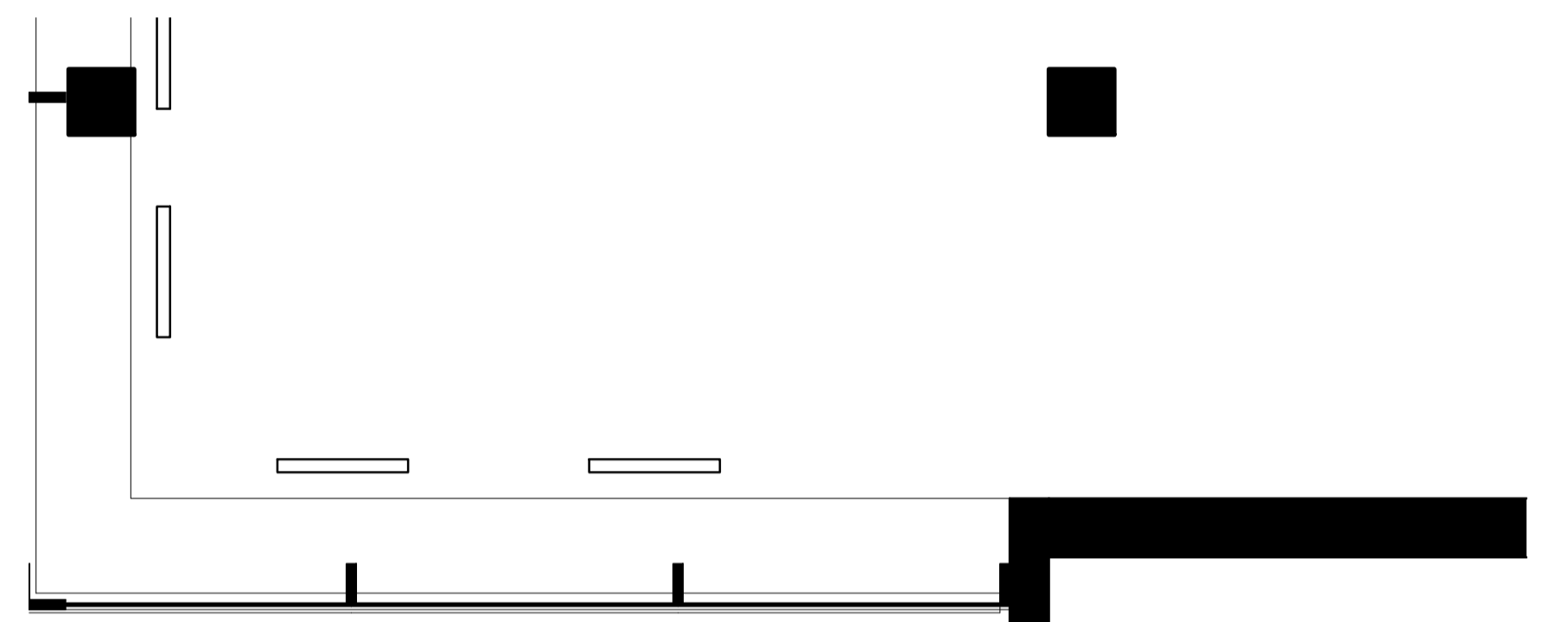
ALUMINIUM FRAMED
CURTAIN WALL GLAZING
WITH FEATURE
TRANSOM BARS

CANTILEVER GLASS
PANEL ACTING AS WIND
BAFFLE


**SECTIONAL 3D VIEW OF
COMMUNITY FACADE**



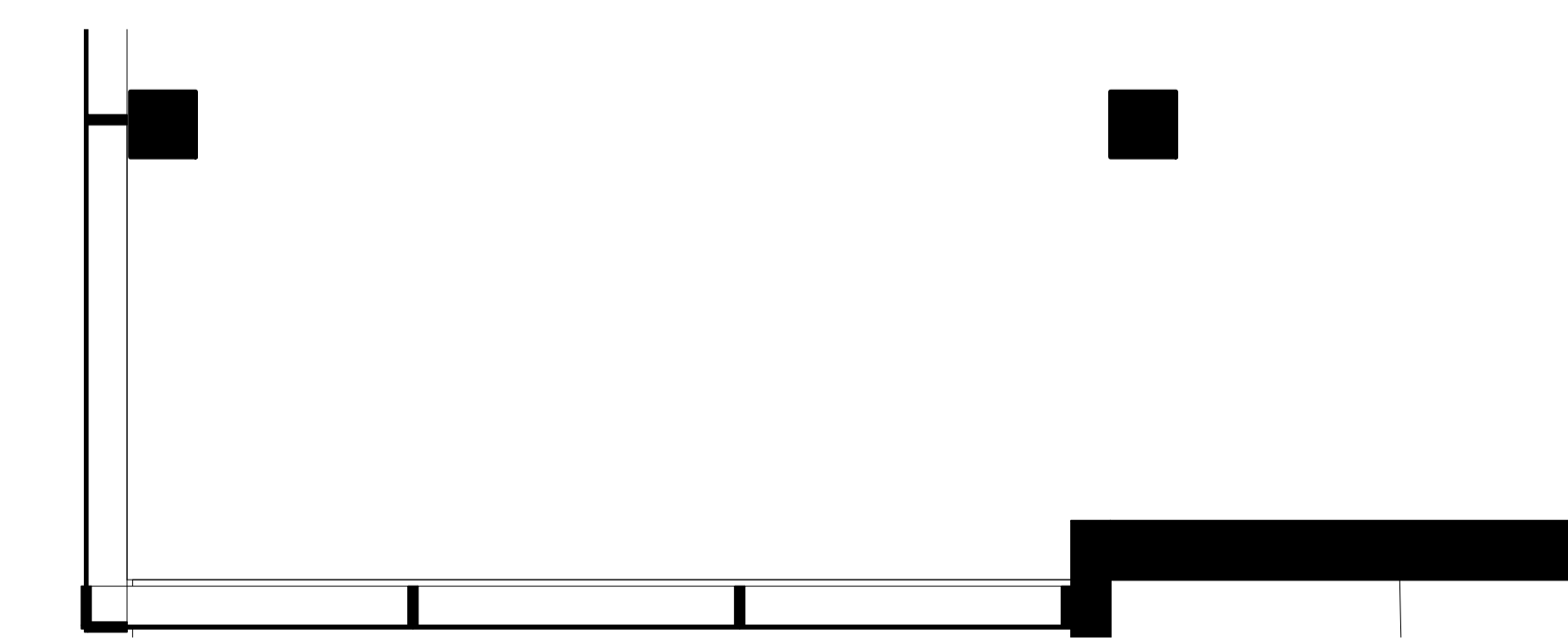
5 LEVEL 6
1:50



4 LEVEL 2 AND 3
1:50



3 LEVEL 1 AND 4
1:50



2 UPPER GROUND
1:50

1