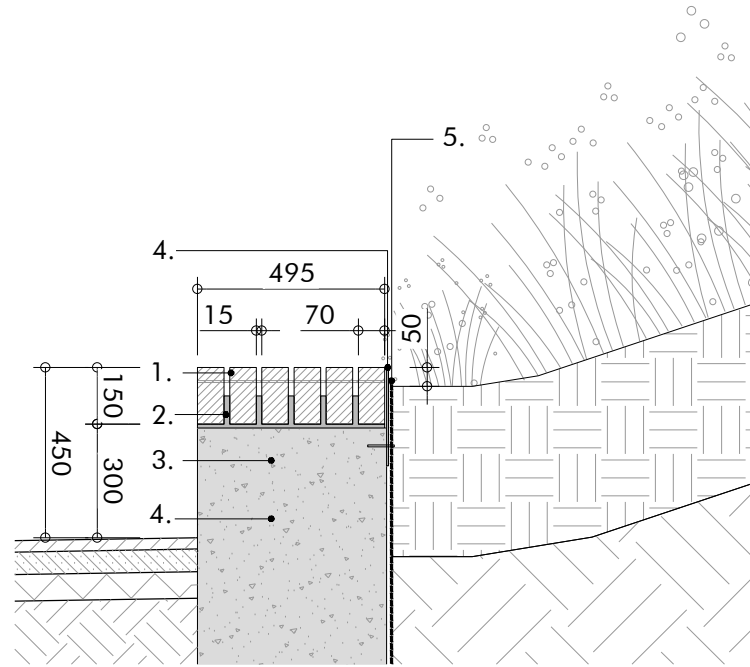
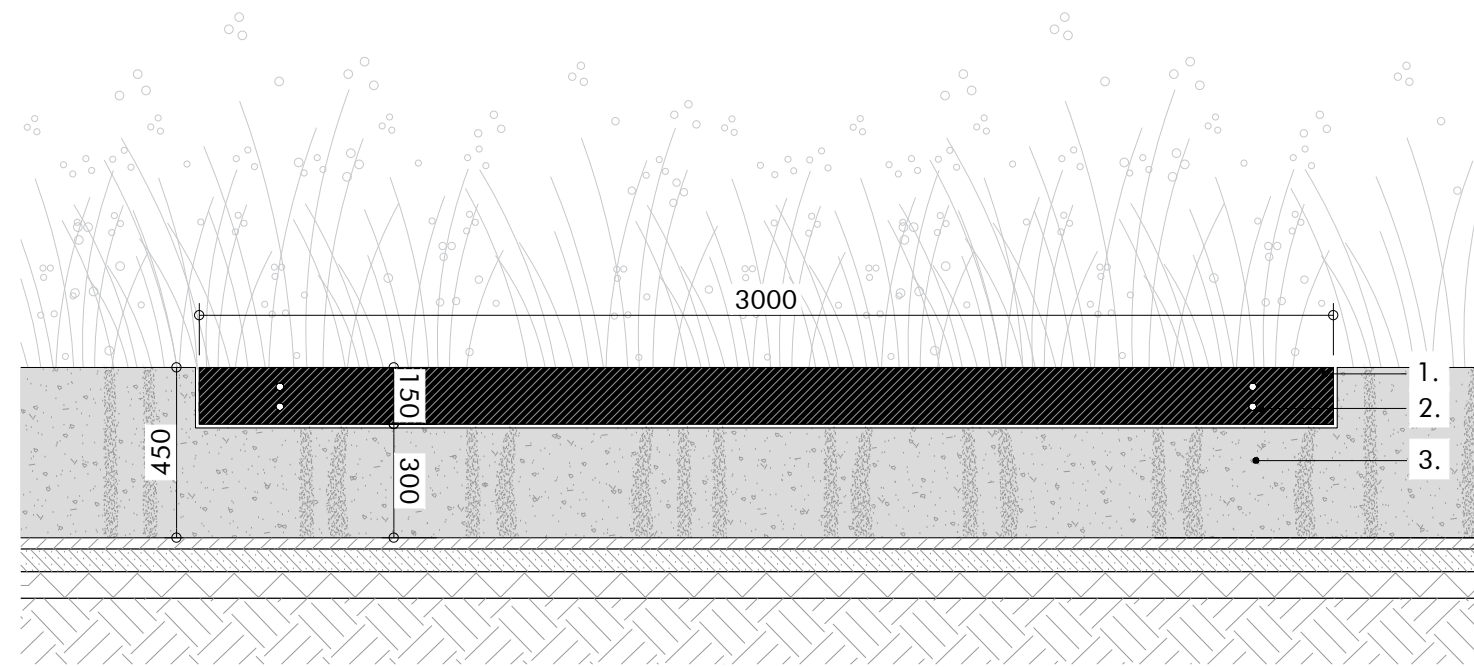


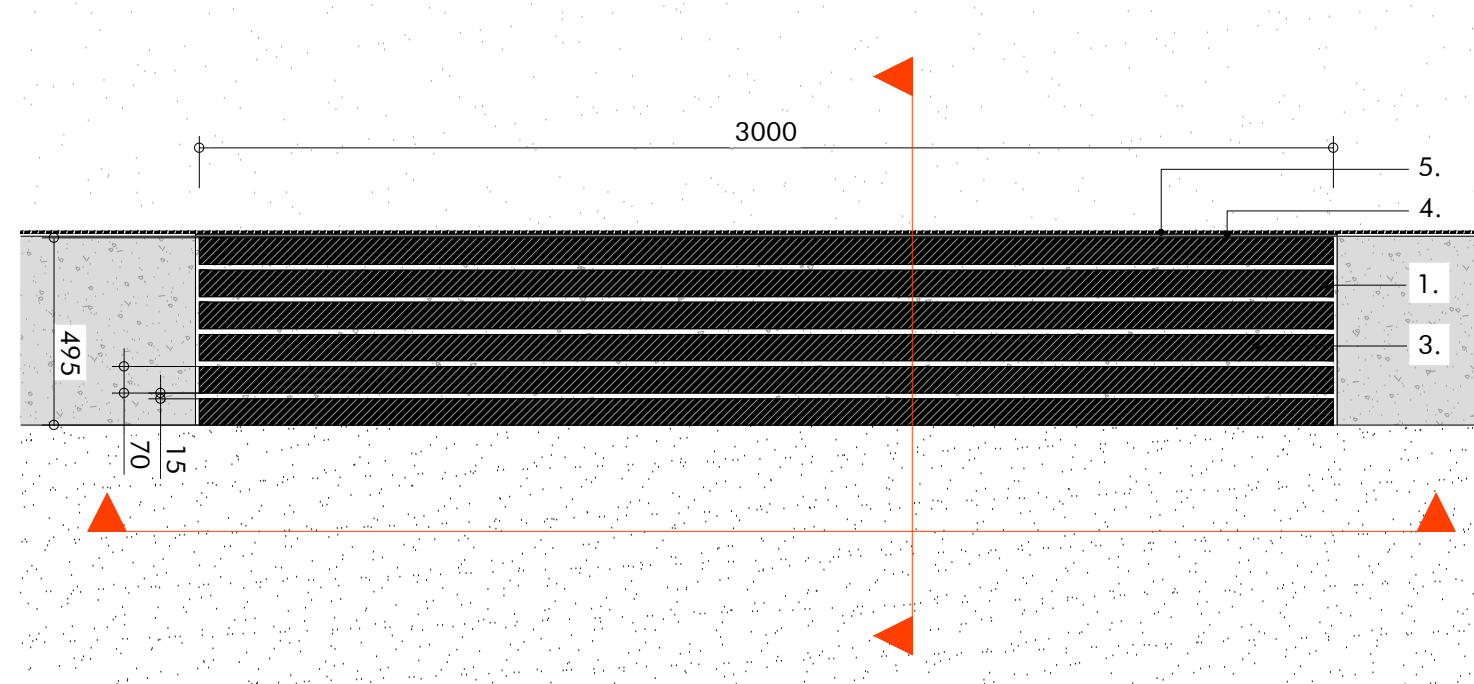
Section 1:20@A3



Elevation 1:20@A3



Plan 1:20@A3



Key


Streetlife Rough and Ready Bench or similar and approved.
450mm high x 3000mm long x 595mm wide

1. FSC hardwood timber battens
3000mm length x 70mm width x 150mm depth space
with 15mm gaps
All timber seating units to be planed smooth and have a Ø10mm rounded front edge
Battens to be flush with front face and top of adjacent concrete wall
2. Timber battens to be fixed to theft-proof steel comb system to specialist fabricator's detail.
3. Concrete base to seat with patterns incorporated into the concrete work 300mm height x 500mm width
Stainless Steel edge to rear of bench
4. Waterproofing to Engineers specification
5. Refer to General Arrangement plans for surface material.

Notes

- A. All details to be read in conjunction with the General Arrangement Plans and Specifications
- B. All timber to be FSC or equal with full chain of custody.
- C. All timber to be planed, free from twists and splinters.

Reference Image



Revision	Description	Drawn by	Checked By	Date
-	Issued for Phase 1BN draft	JR	JP	26.07.16
A	Phase 1BN RMA Submission	JR	GG	03.03.17
B	Phase 1BN RMA Submission	JR	GG	27.03.17

Macgregor ▪ Smith Landscape Architecture			
project	Brent Cross Cricklewood Brent Riverside Park	drawn by	JR
status	Phase 1BN RMA Submission	checked by	JP
title	Typical Bench Detail Type 1 - Wall	date	26.01.16
Xref	-	scale	1:20@A3
drawing No	1065-03-446	revision	B

PLEASE SEE NOTES ATTACHED AT DRAWING NOTE Q1