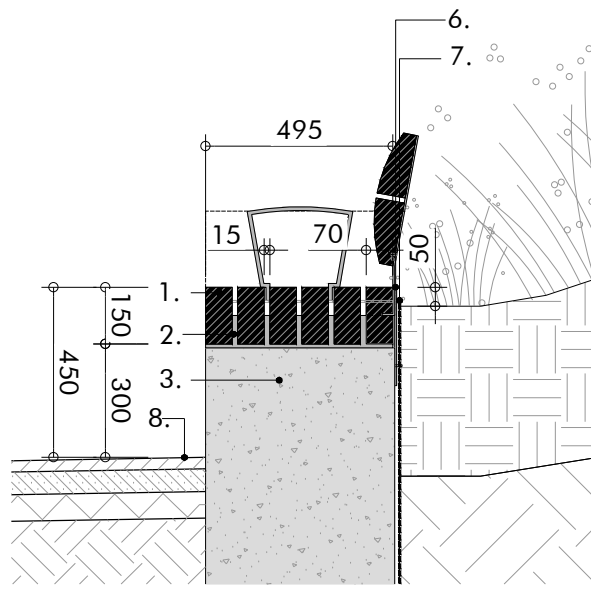
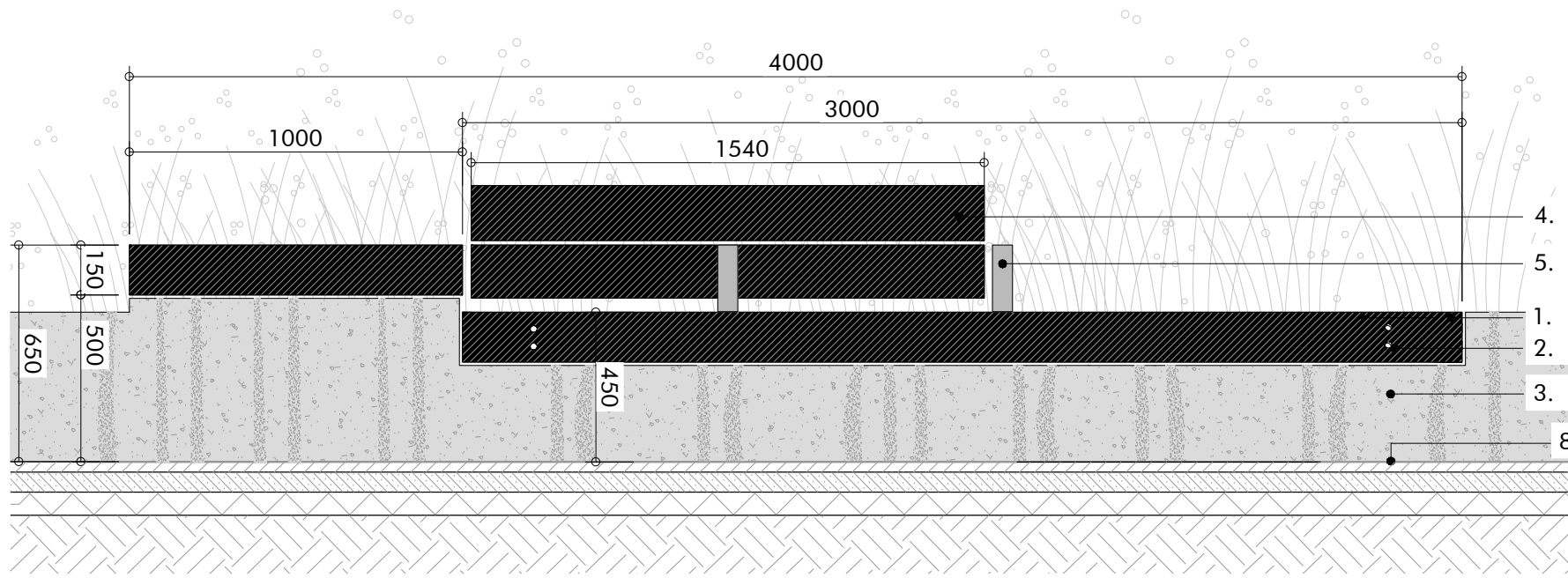


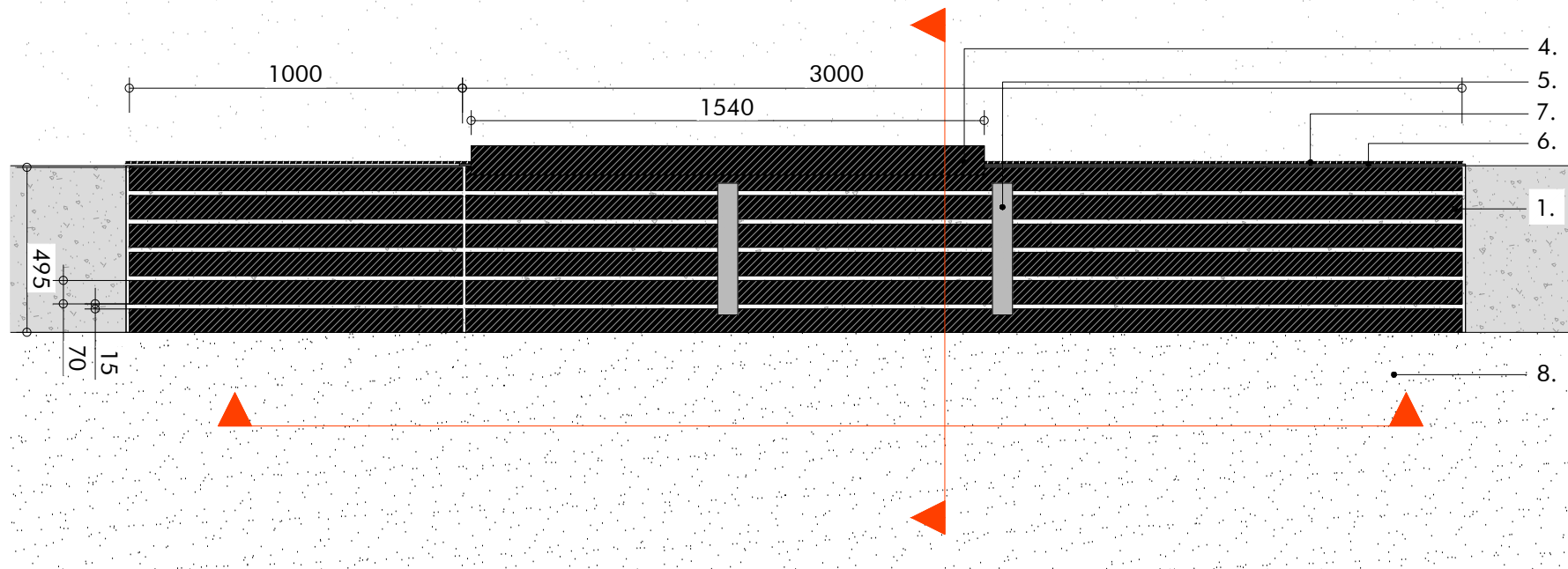
Section 1:20@A3



Elevation 1:20@A3



Plan 1:20@A3



Reference Image



Key

Streetlife Rough and Ready Bench or similar and approved.
450mm high x 4000mm long x 495mm wide

1. FSC hardwood timber battens
3000mm length x 70mm width x 150mm depth space with 15mm gaps
All timber seating units to be planed smooth and have a Ø10mm rounded front edge
Battens to be flush with front face and top of adjacent concrete wall
2. Timber battens to be fixed to theft-proof steel comb system to specialist fabricator's detail.
3. Concrete base to seat with patterns incorporated into the concrete work 300mm height x 500mm width
4. Timber backrest
5. Galvanised steel armrest. Streetlife Universal Armrest or similar and approved.
6. Stainless Steel edge to rear of bench
7. Waterproofing to Engineers specification
8. Refer to General Arrangement plans for surface material.

Notes

- A. All details to be read in conjunction with the General Arrangement Plans and Specifications
- B. All timber to be FSC or equal with full chain of custody.
- C. All timber to be planed, free from twists and splinters.

Revision	Description	Drawn by	Checked By	Date
-	Issued for Phase 1BN draft	JR	JP	26.07.16
A	Phase 1BN RMA Submission	JR	GG	03.03.17
B	Phase 1BN RMA Submission	JR	GG	27.03.17



project	Brent Cross Cricklewood Brent Riverside Park	drawn by	JR
status	Phase 1BN RMA Submission	checked by	JP
title	Typical Bench Detail Type 2 - Wall inclusive	date	26.07.16
Xref	-	scale	1:20@A3
drawing No	1065-03-447	revision	B

PLEASE SEE NOTES ATTACHED AT DRAWING NOTE Q1

