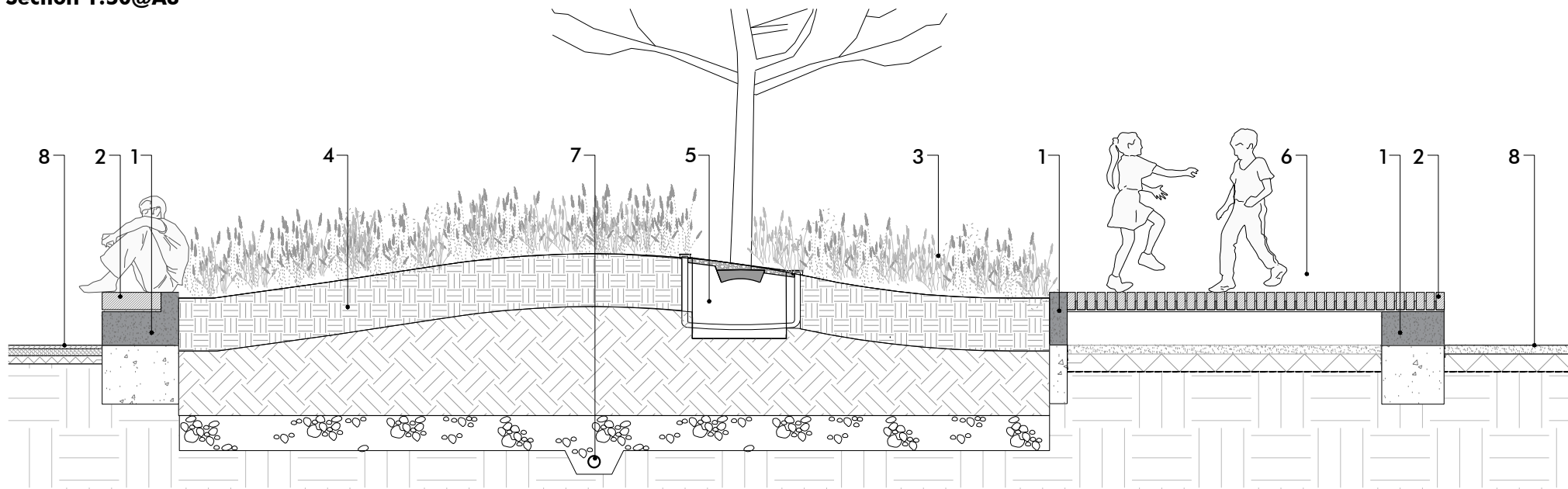
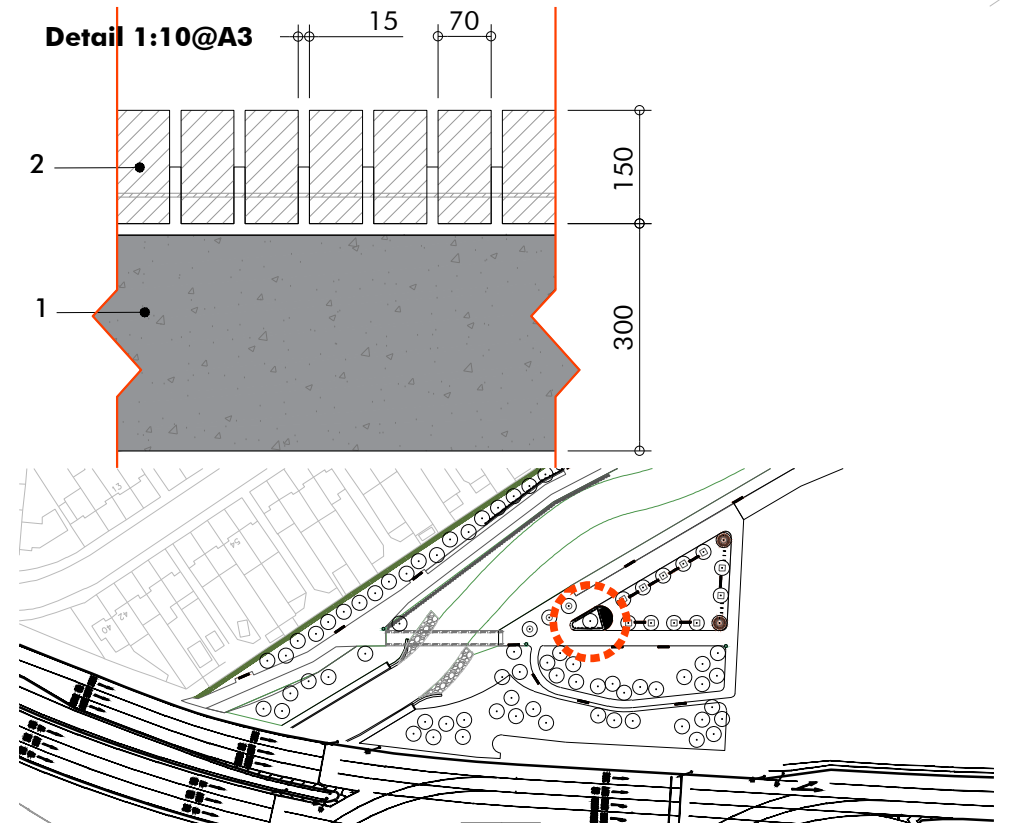
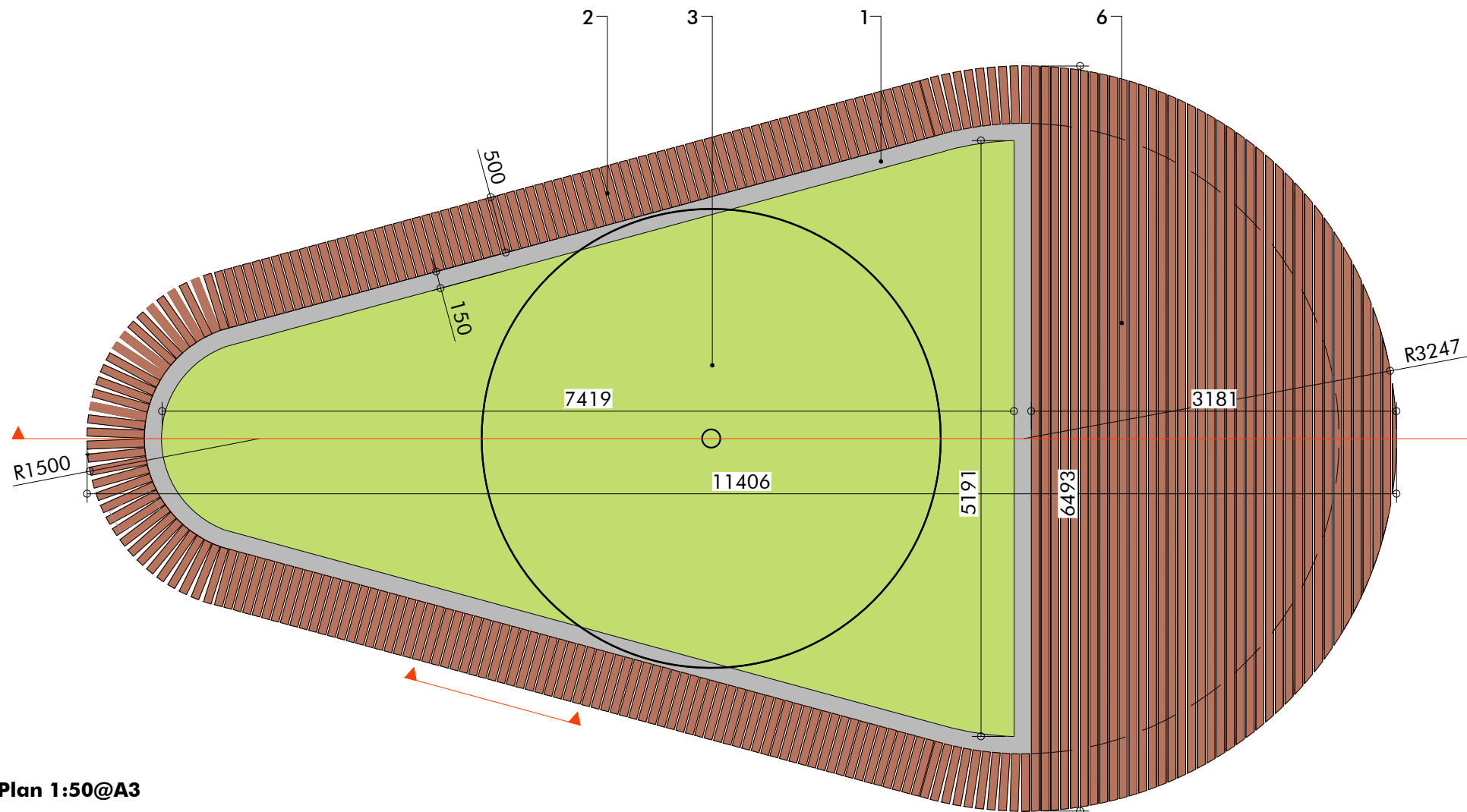


Section 1:50@A3



Key

1. Cast stone planter edge
Colour to be confirmed with micro etched finish.
2. Timber seating
FSC sourced tropical hardwood timber battens integrated into planter. Front edges to have pencil rounding as indicated in the drawing. All fixings to be hidden and tamper proof.
3. Shrub and tree planting
Refer to planting plans 1065-03-200 series.
4. For growing medium depth & specification refer to base & softworks specification
5. For typical tree pit detail and dimensions refer to latest revision of 1065-03-440 and Softworks Specification
6. Timber Stage. Same material as seating (item 2 above)
7. 300mm pea gravel 5-7mm Ø as specified. Positive drainage to connect to surface water drainage
8. Surface Material - refer General Arrangement Drawings



Plan 1:50@A3

Revision	Description	Drawn by	Checked By	Date
-	Phase 1BN RMA Submission	JR	GG	03.03.17
A	Phase 1BN RMA Submission	JR	GG	23.03.17



PLEASE SEE NOTES ATTACHED AT DRAWING NOTE Q1

Location plan 1:2000@A3

Macgregor • Smith
Landscape Architecture



project	Brent Cross Cricklewood Brent Riverside Park	drawn by	JR
status	Phase 1BN RMA Submission	checked by	GG
title	Typical Planter Detail	date	03.03.17
Xref	-	scale	varies@A3
drawing No	1065-03-451	revision	A