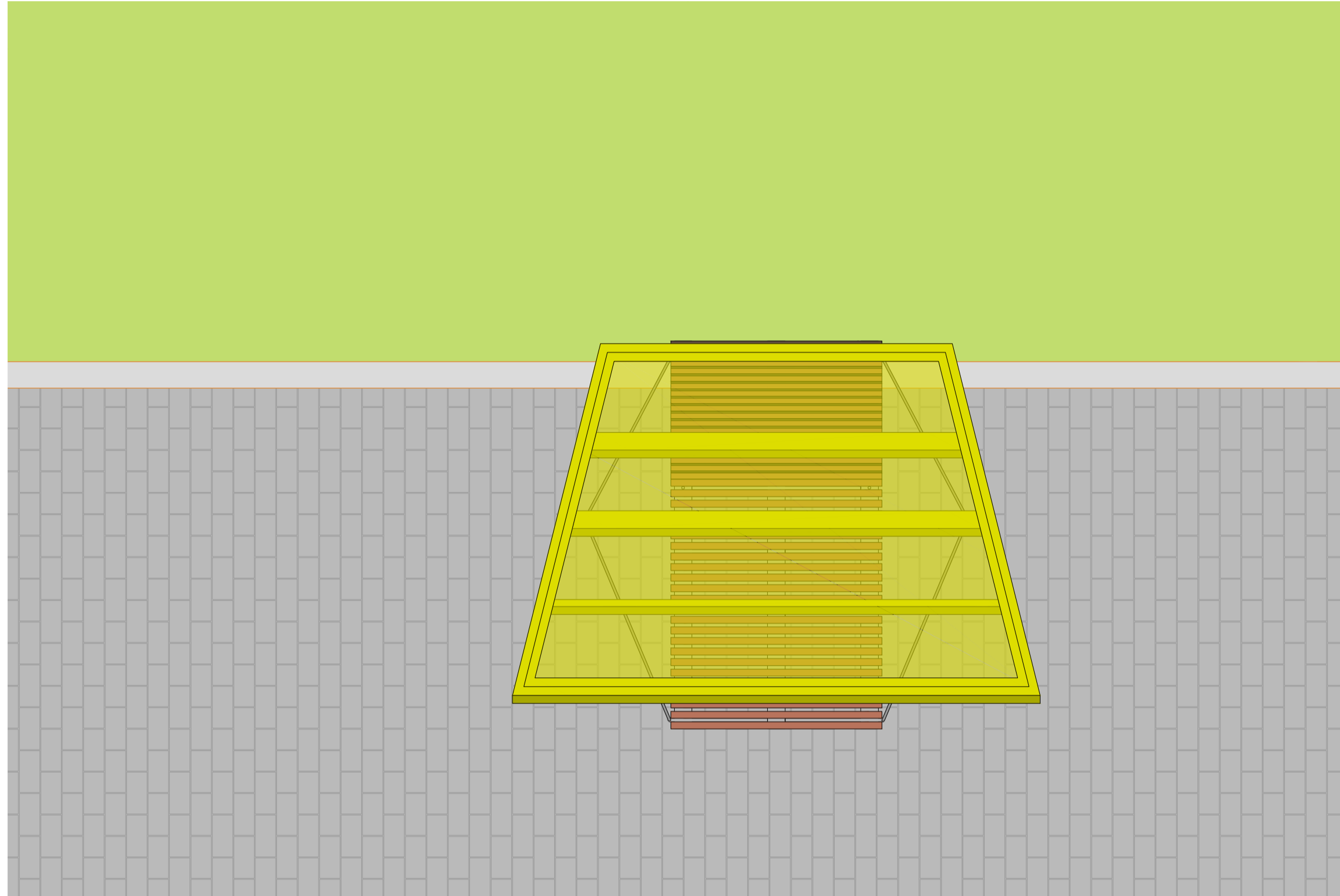



PLAN 1:25@A1



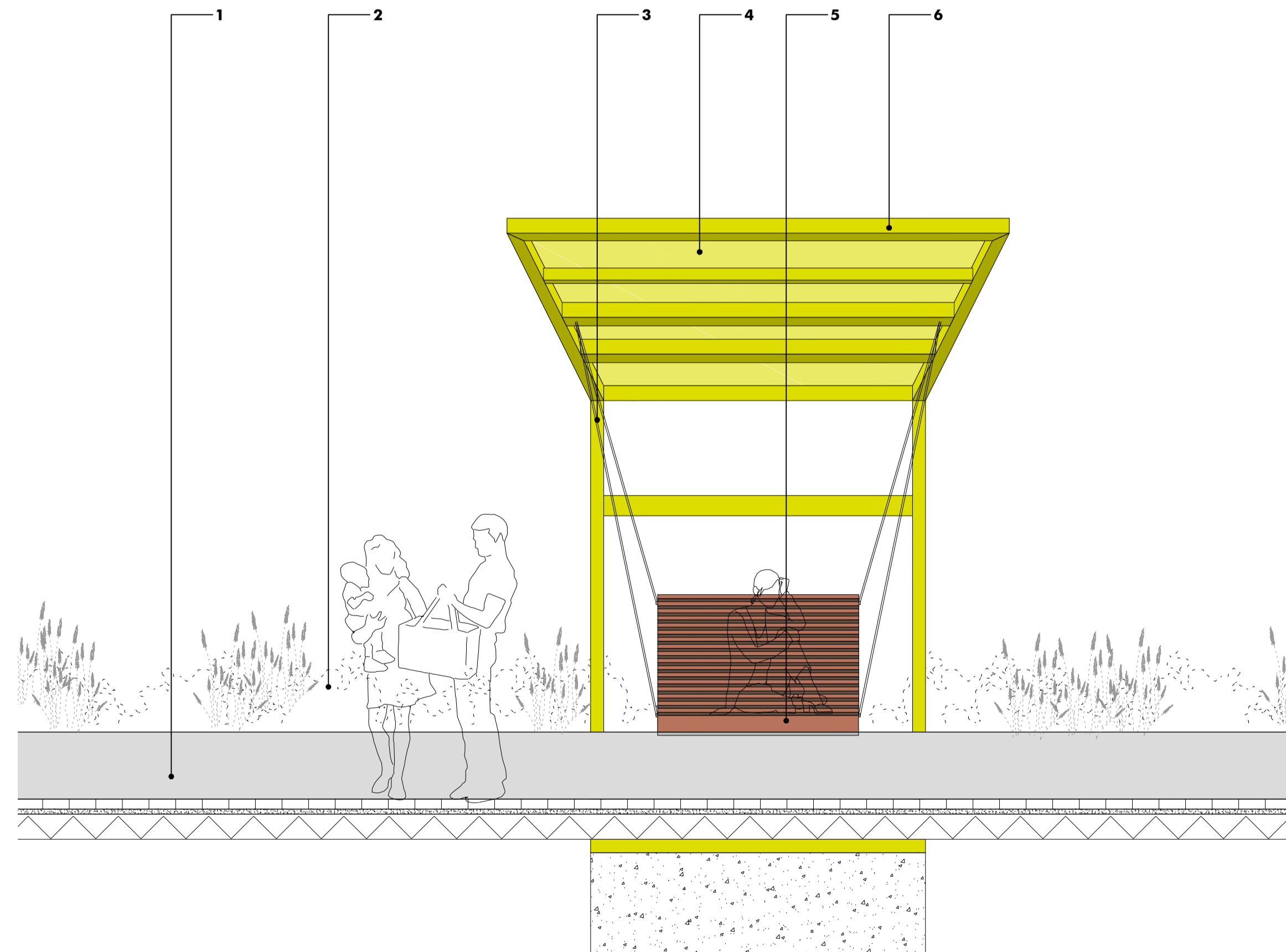
REFERENCE IMAGE



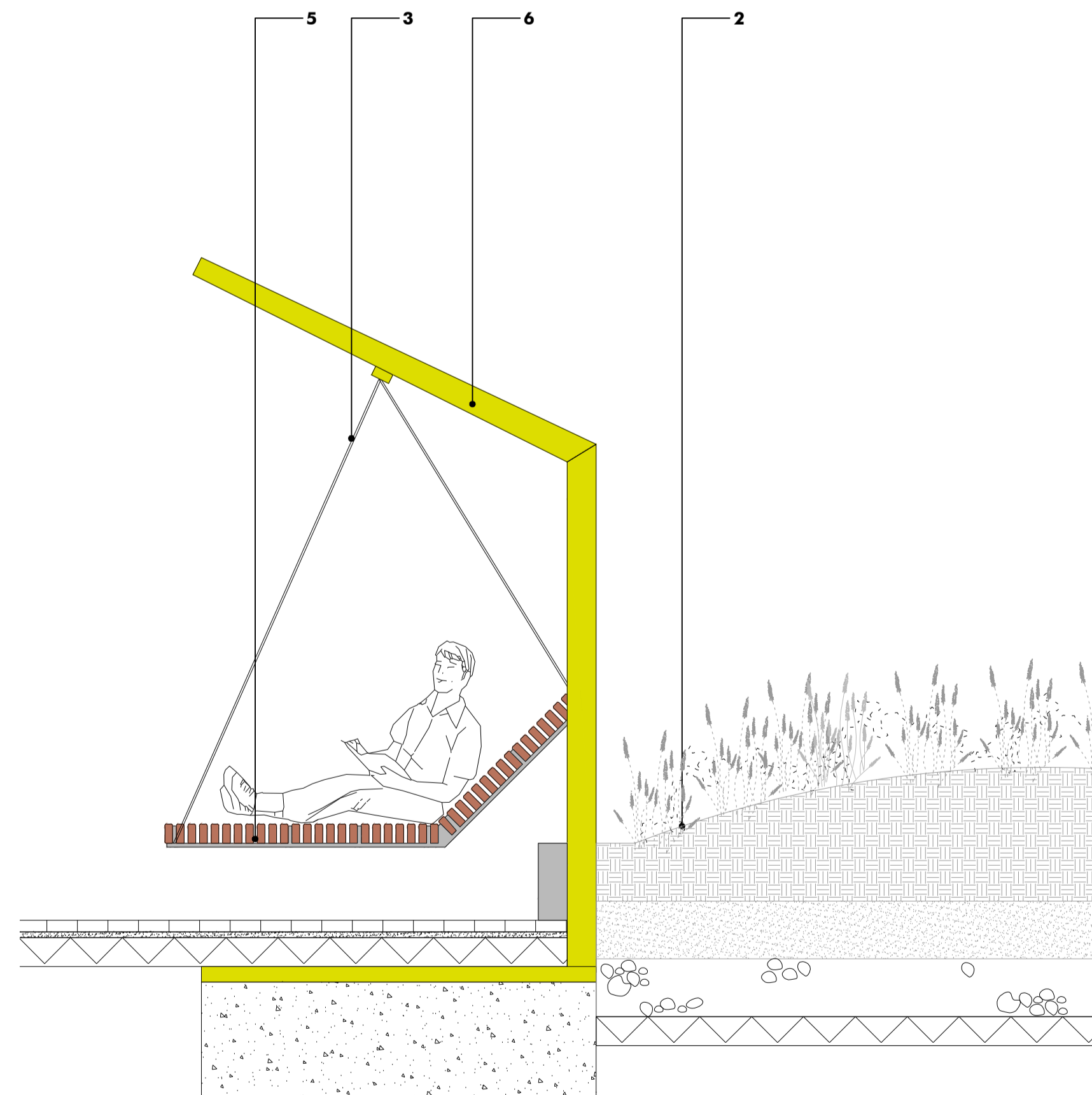
KEY

1. Raised planter
Refer to threshold General Arrangement plans
2. Planting to raised planters
refer to 1065-15-200 series
3. Stainless steel rod to Engineer and specialist fabricator's detail and specification. Affixed to steel frame via a swing mechanism limiting lateral swing to 20° and longitudinal swing to 0°, to be detailed by specialist manufacturer and approved by landscape architect.
4. Translucent panel to roof. With artwork pattern subject to artwork strategy and comission.
5. Timber seating
FSC sourced tropical hardwood battens affixed to a galvanised steel frame.
All welds to be galvanised and fixings to be hidden and countersunk.
6. Steel frame
Polyester powder coated galvanised steel frame. All edges and joints to have a smooth finish. Colour TBC.

ELEVATION 1:25@A1



SECTION 1:25@A1



Revision	Description	Drawn by	Checked by	Date
-	For Information	RH	GG	03.03.17
A	Phase 1BN RMA Submission	KR	GG	29.03.17



Macgregor • Smith
Landscape Architecture

project	Brent Cross Cricklewood	drawn by	RH
status	Phase 1BN RMA Submission	checked by	GG
title	Typical Seating Type 1 - Swing Seat	date	03.03.17
Xref	-	scale	1:25@A1 1:50@A3
drawing No	1065-15-406	revision	A

PLEASE SEE NOTES ATTACHED AT DRAWING NOTE Q1

This drawing is protected by copyright. Contractors must check all dimensions on site. Only figure dimensions are to be worked from. Discrepancies must be reported to architect before proceeding.
Christopher House, 11-12 High Street, Bath, BA1 5AQ Tel:01225 464 690 Fax:01225 429 962 enquiries@macgregorsmith.co.uk