

KEY PLAN

NOTES

DO NOT SCALE FROM THIS DRAWING EXCEPT FOR THE PURPOSES OF TOWN PLANNING.
PLEASE SEE NOTES ATTACHED AT DRAWING NOTES Q1.




© COPYRIGHT CHAPMAN TAYLOR 2017

CAR PARK CAPACITY 1450 SPACES.
INITIAL CHARGING PROVISION 10% (145 POINTS), FUTURE PROVISION 10% (145 POINTS).

The car charging point layouts generated here have been configured to provide a neat and rational arrangement of points that, wherever possible, is replicated in the same place on each level to assist with natural wayfinding and user-friendliness. This is true of both the initial provision, requirement not less than 10%, and the potential future provision. In so doing the first stage total is sometimes higher than the 10% requirement but the overall total for initial and potential extra provision combined is; however, never less than 20%.


PROPOSED AND FUTURE VEHICLE CHARGING POINTS PER LEVEL

	INITIAL	FUTURE
CP02 -	22	20
CP03 -	22	20
CP04 -	22	20
CP05 -	22	20
CP06 -	22	20
CP07 -	22	20
CP08 -	22	18
TOTAL	154	138
		292

-  INITIAL TWIN CHARGE POINT
-  FUTURE TWIN CHARGE POINT
-  FUTURE SINGLE CHARGE POINT

P3	11.04.17	NP	EV Layout Updated	IC
P2	29.03.17	TK	RMA Issue	IC
P1	09.03.17	ALH	First Issue	IC
REV	DATE	BY	DESCRIPTION	CHKD

PROJECT
**BRENT CROSS
CRICKLEWOOD**



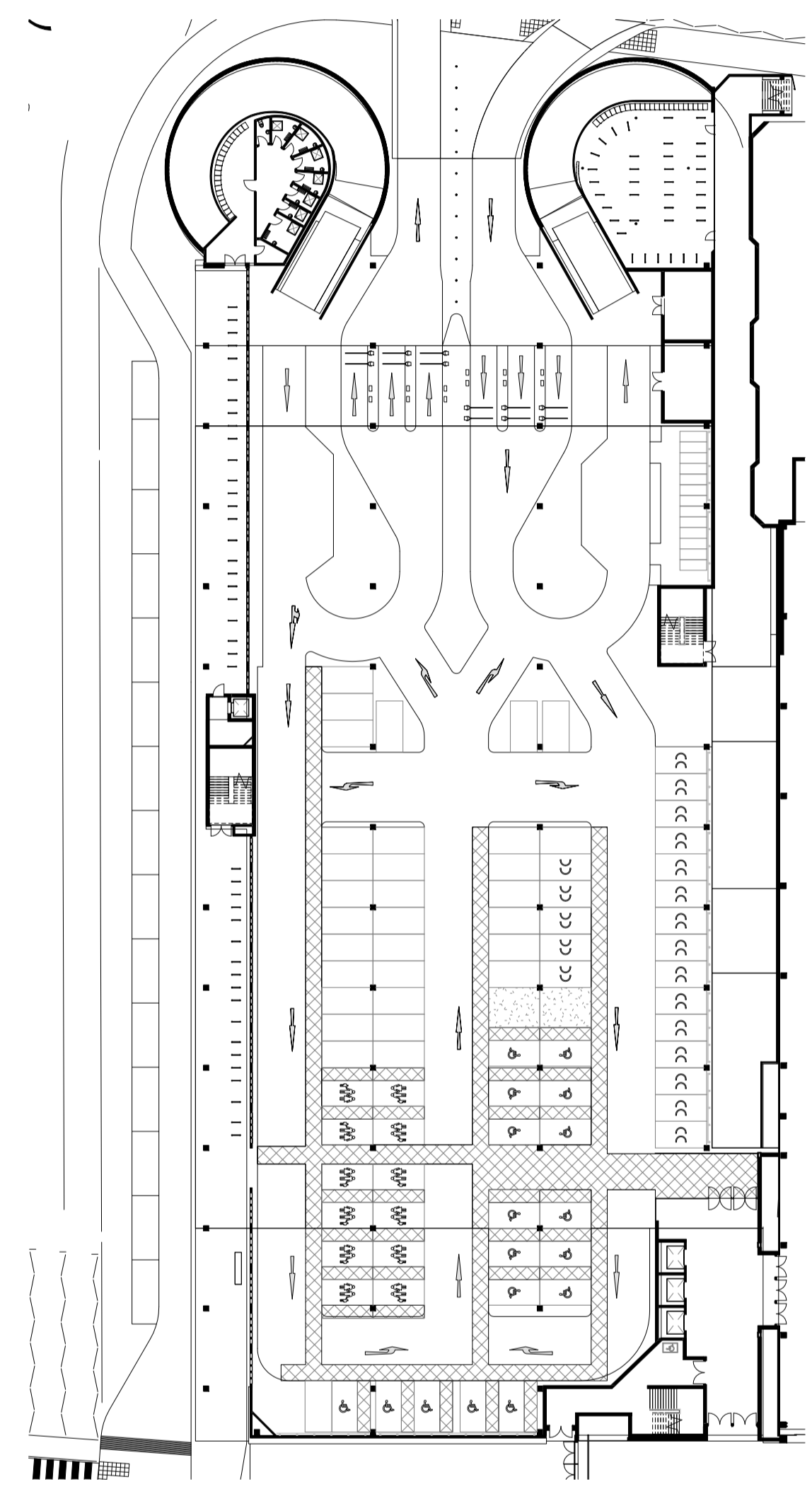
ARCHITECT
Chapman Taylor
INTERNATIONAL ARCHITECTS MASTERPLANNERS DESIGNERS
10 Eastbourne Terrace, London, W2 6LG
Tel +44 (0)207 371 3000 | Fax +44 (0)207 371 1949
london@chapmantaylor.com

DRAWING TITLE
**WEST MSCP PLOT 110/111
PROPOSED AND FUTURE VEHICLE
CHARGING POINTS**

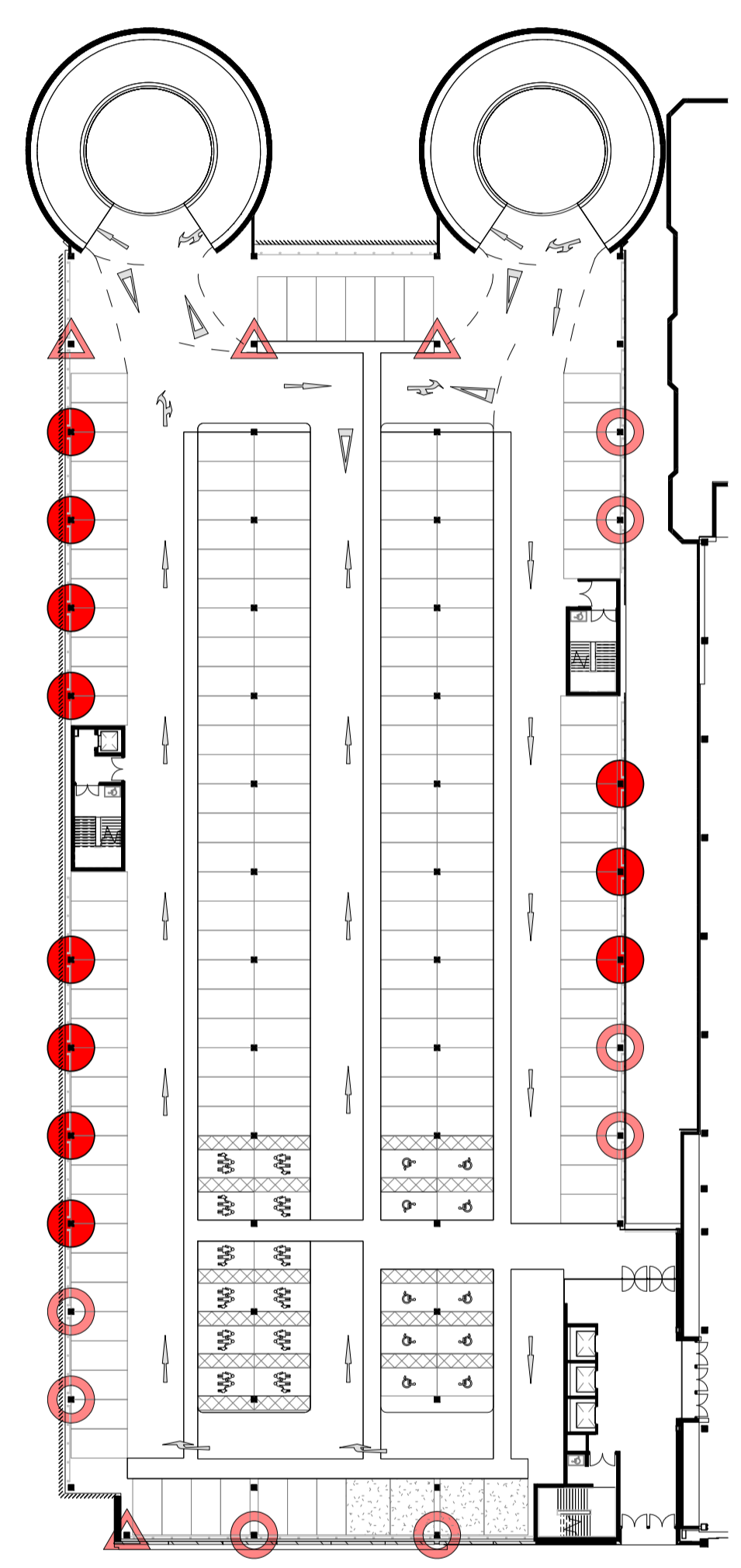
Scale 1 : 500 @ A1

0	20	50M	
JOB NO	ISSUE DATE	DRAWN BY	CHECKED BY
CRIC 334	09.03.2017	ALH	IC

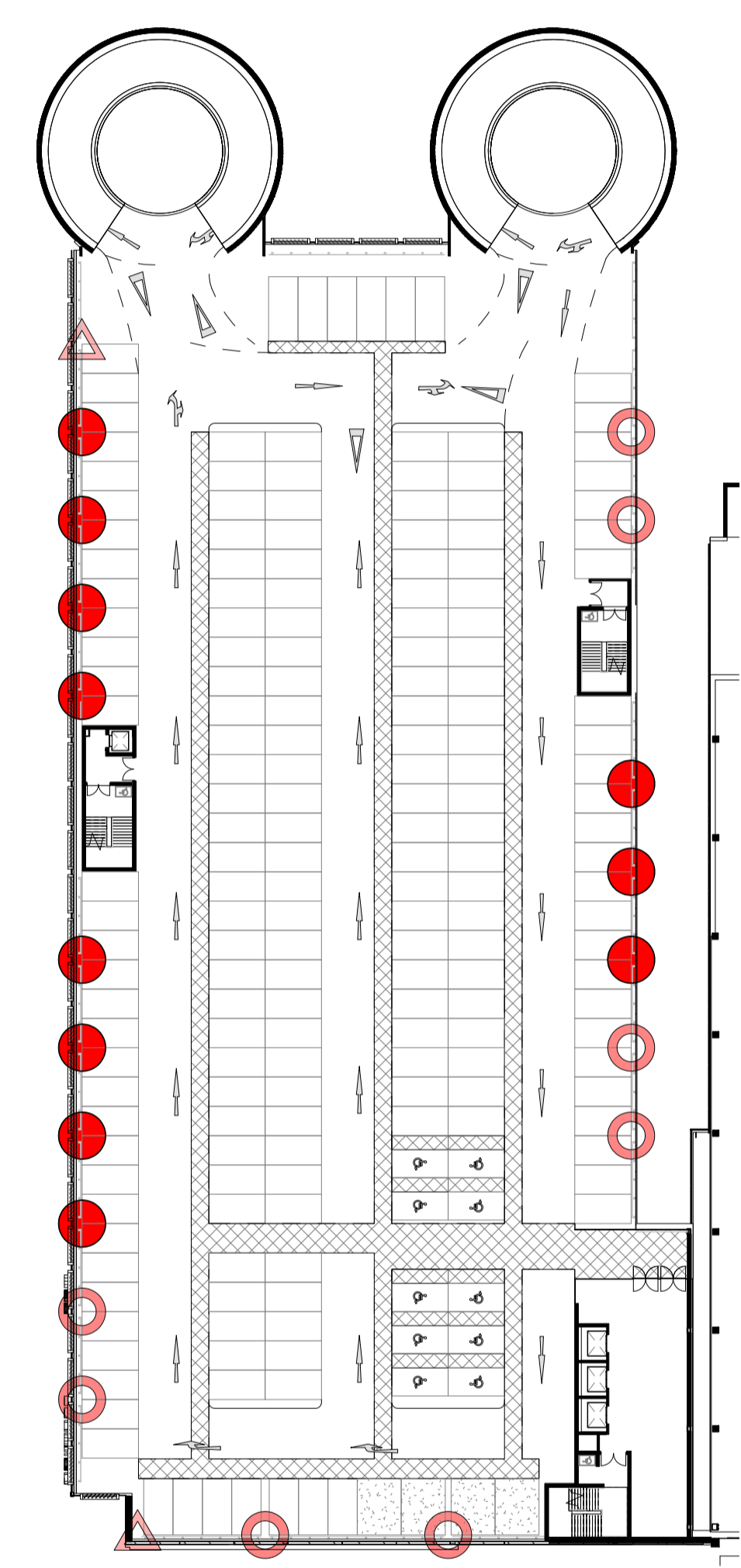
PROJECT	ORIGINATOR	ZONE	LEVEL	TYPE	ROLE	NUMBER	REVISION
08069	CTA	WC	XXX	DR	A	25200	P3



**LOWER GROUND FLOOR
CP01**



**TYPICAL UPPER FLOOR PLAN
CP02 - CP07**



CP08