

KEY PLAN

NOTES

DO NOT SCALE FROM THIS DRAWING EXCEPT FOR THE PURPOSES OF TOWN PLANNING.
PLEASE SEE NOTES ATTACHED AT DRAWING NOTES Q1.




© COPYRIGHT CHAPMAN TAYLOR 2017

CAR PARK CAPACITY 1450 SPACES.
INITIAL CHARGING PROVISION 10% (145 POINTS), FUTURE PROVISION 10% (145 POINTS).

The car charging point layouts generated here have been configured to provide a neat and rational arrangement of points that, wherever possible, is replicated in the same place on each level to assist with natural wayfinding and user-friendliness. This is true of both the initial provision, requirement not less than 10%, and the potential future provision. In so doing the first stage total is sometimes higher than the 10% requirement but the overall total for initial and potential extra provision combined is; however, never less than 20%.

PROPOSED AND FUTURE VEHICLE CHARGING POINTS PER LEVEL

	INITIAL	FUTURE
LEVEL 03 -	24	24
LEVEL 04 -	26	29
LEVEL 05 -	26	29
LEVEL 06 -	26	29
LEVEL 07 -	26	29
LEVEL 08 -	22	NIL
TOTAL	150	140 290

-  INITIAL TWIN CHARGE POINT
-  FUTURE TWIN CHARGE POINT
-  FUTURE SINGLE CHARGE POINT

P3	07.04.17	ALH	Revised Parking Layout	IC
P2	29.03.17	TK	RMA Issue	IC
P1	09.03.17	ALH	First Issue	IC

REV	DATE	BY	DESCRIPTION	CHKD
-----	------	----	-------------	------

PROJECT
**BRENT CROSS
CRICKLEWOOD**

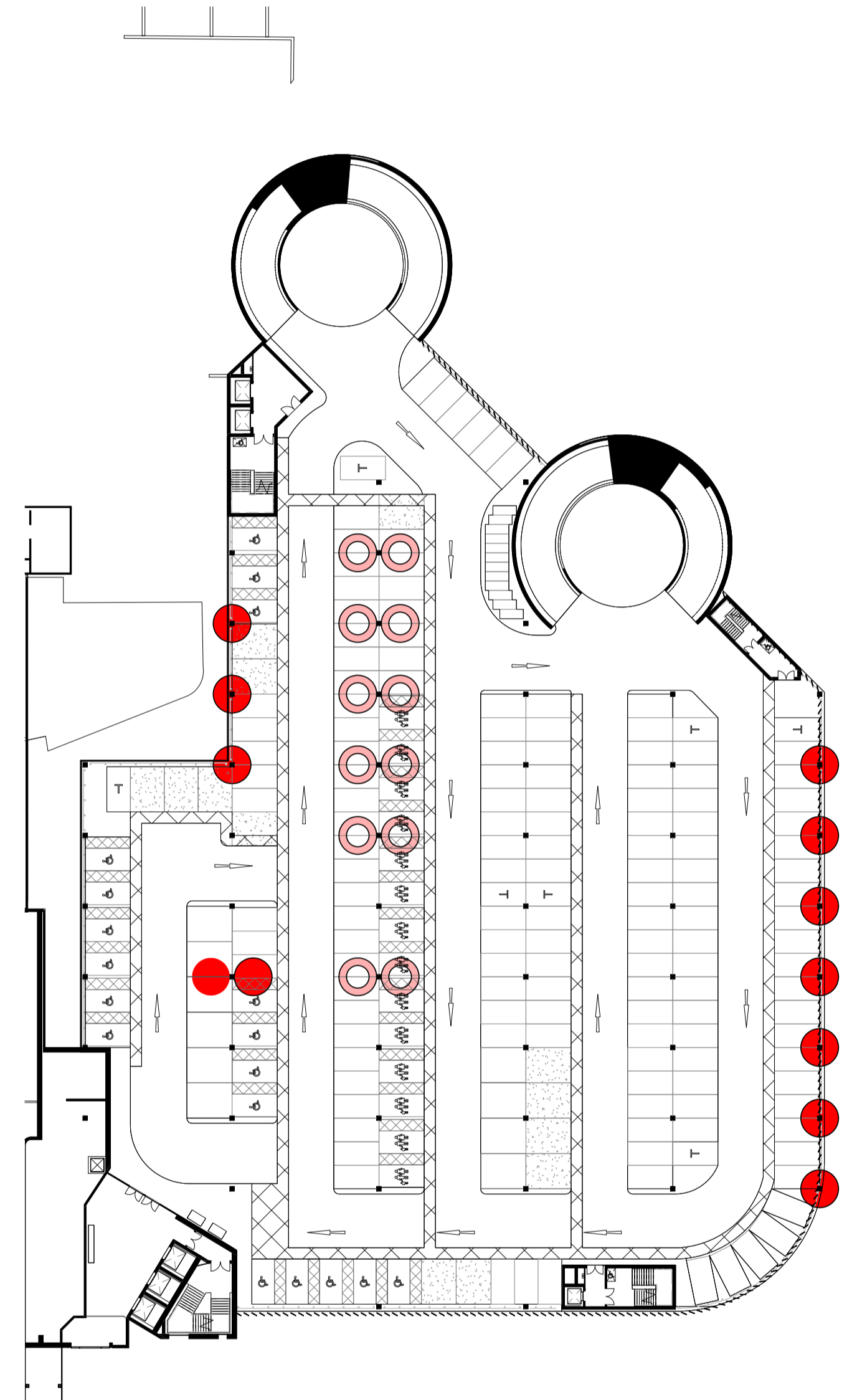


ARCHITECT
Chapman Taylor
INTERNATIONAL ARCHITECTS MASTERPLANNERS DESIGNERS
10 Eastbourne Terrace, London, W2 6LG
Tel +44 (0)207 371 3000 | Fax +44 (0)207 371 1949
london@chapmantaylor.com

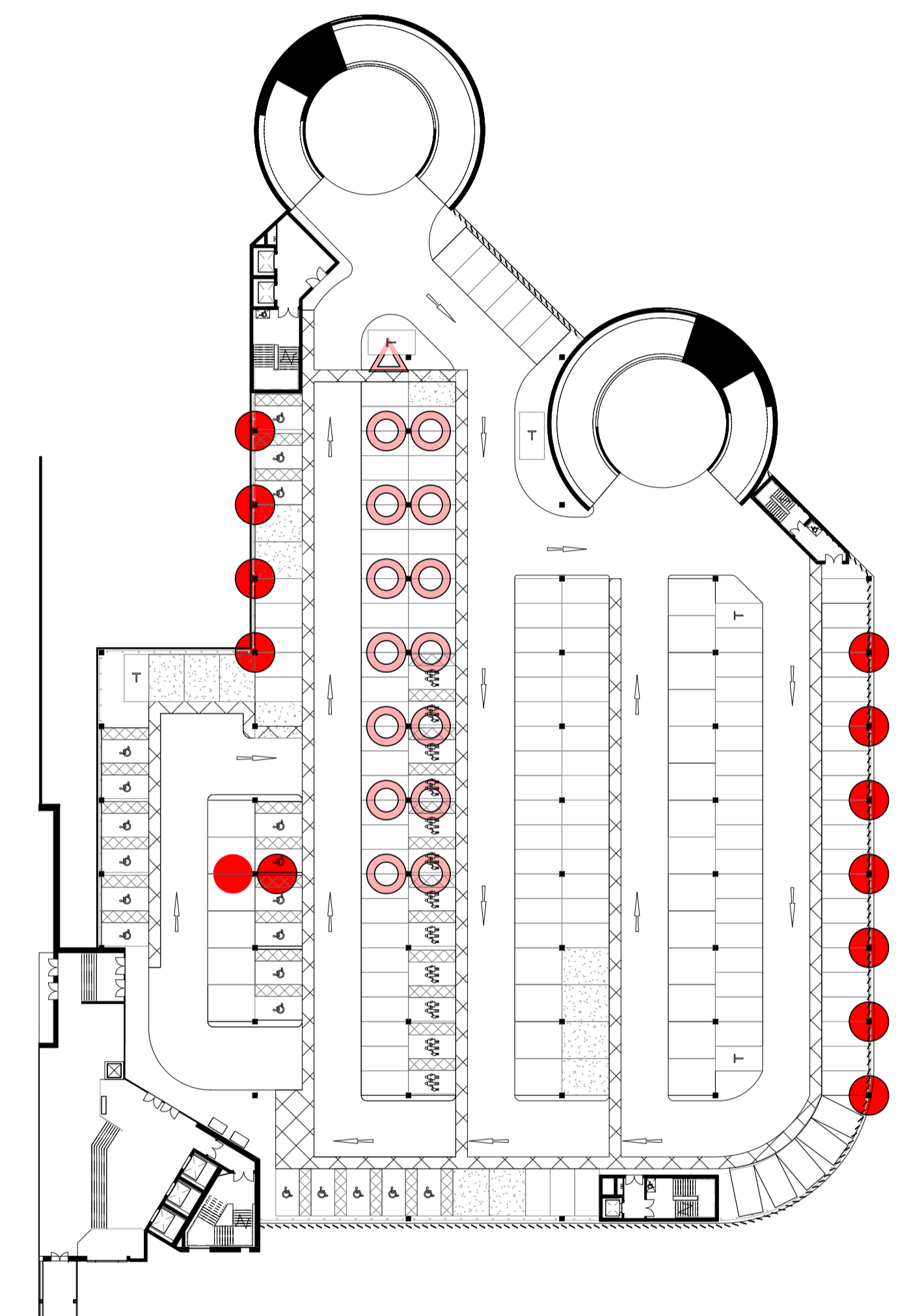
DRAWING TITLE
**EAST MSCP PLOT 105
PROPOSED AND FUTURE VEHICLE
CHARGING POINTS**

Scale 1 : 500 @ A1

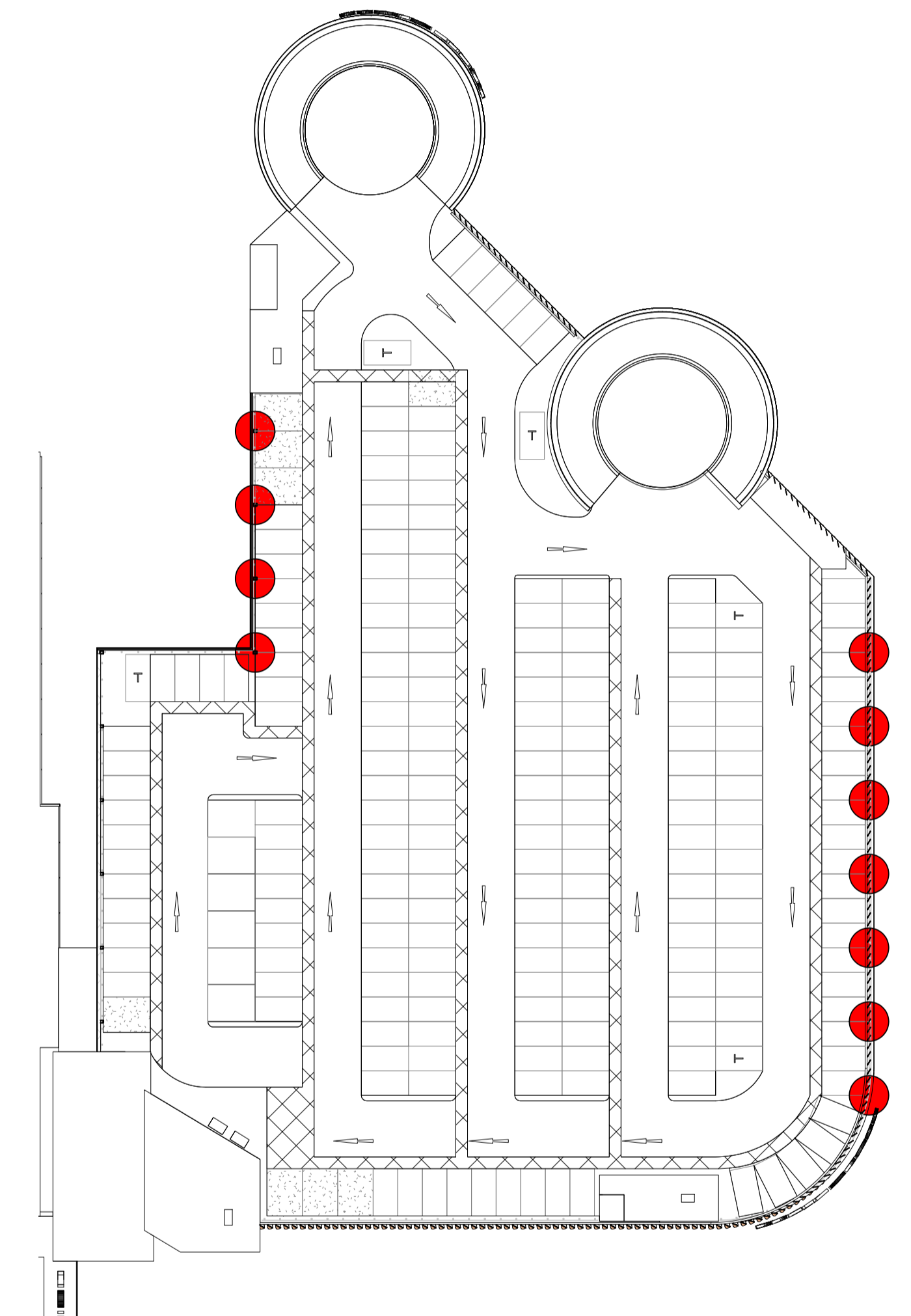
0	20	50M					
JOB NO	ISSUE DATE	DRAWN BY	CHECKED BY				
334/CRIC	09.03.2017	ALH	IC				
PROJECT	ORIGINATOR	ZONE	LEVEL	TYPE	ROLE	NUMBER	REVISION
08069	CTA	EC	XXX	DR	A	25700	P3



FIRST FLOOR
CP03



TYPICAL UPPER FLOOR PLAN
CP04, 05, 06, 07



CP08